

**2014 -2015**

INSTITUTE FOR  
DEVELOPMENT AND  
COMMUNICATION


# ANNUAL REPORT





# RESEARCH STUDIES & PROJECTS

---



## **PUNJAB STATE GOVERNANCE AND DEVELOPMENT REPORT** **(GOVERNMENT OF PUNJAB)**

### **Growth Performance in Punjab**

Punjab is an agrarian state with the highest contribution of agriculture to GSDP in the country; it has seen a degree of the Lewisian transfer of employment from the agricultural to the non-agricultural sectors. Agricultural, industry and services growth has been slower than that of India, and the industrial sector in the 1990s has done better than the rest of the country on account of construction activities. The growth of the secondary and the tertiary sector though credible has been slower than the nation particularly in the recent decades.

### **Policy Initiatives**

- To boost employment in the secondary and tertiary sectors government should attract investments in these sectors on the pattern of other developed states or where the investment is viable.
- The State has attained the degree of the Lewisian transfer of employment from the agriculture and this surplus of agriculture labour may be absorbed in non-agriculture sector by expanding only the secondary and tertiary sectors.

### **Agriculture Process and Problems**

In total amount of wheat and rice procured for the central pool of food-grains, 38.7 per cent and 22.1 per cent respectively was contributed by Punjab alone. The average value of agricultural output per hectare in Punjab was 75% higher than the all India average; and labour productivity in Punjab was almost five times the all India average. The effectively functioning programme of remunerative minimum support prices and assured purchase of the entire surplus of wheat and rice production has been a major factor in enabling Punjab farmers to

attain high yield rates and high labour productivity. This remarkable growth of agricultural production in the state was mainly the result of intensification and modernization of farming and specialization in rice and wheat cultivation. The intensification of cultivation was achieved by expanding irrigation to almost 100% area and tubewell irrigation to almost 70% of the area; and by the intensive use of chemical fertilizers to the level technically feasible. In recent years this remarkable growth of Punjab agriculture has generated a number of negative consequences viz; slowing down of yield growth of the major crops; ground water depletion, farm debt and debt related farmer's suicides have become a major problem.

### **Policy Initiatives**

To counter these agrarian problems the following measures may be taken:

#### **Water Management in Agriculture**

In Punjab a debate is going on the depletion of water table in agriculture. For this declining water table the experts are not in favour of the continuous cultivation of paddy crop. On other hand farmers are not ready to replace this profitable crop with any other crop. The decline in ground water table can be halted even without reducing area under rice cultivation by taking a few simple policy measures:

- Proper Pricing of Power Supplied to Tubewell: At present there is excessive and wasteful use of tubewell water in rice cultivation due to provision of free power to tubewells. Further, even in sandy soils where the paddy crop demands extra water but due to free power supply the farmers grow this crop ignoring the constraint of sandy soil. Therefore, once power supplied to tubewells is properly priced, the use of ground water for rice cultivation will automatically rationalized
- Research on Reducing Water Use in Rice Cultivation: The research efforts should be to invent/select/discover rice varieties that use less water, but give same yield as at present varieties are giving.

#### **Credit and Suicides**

In Punjab for the last two decades suicides among farmers are increasing and the main reasons behind these suicides are considered rising debt due to farm machinery and other capital inputs in agriculture. To counter this problem the cooperative credit system should be strengthened in the state. In all the primary agriculture cooperative societies

(PACS) the farm machinery should be available from where the farmers can rent in required farm machinery at time of need in agriculture.

### **Horticulture in State**

The state should adopt Maharashtra model to promote commercial agriculture crops.

### **Agro-Processing Industry**

The state should promote agro-processing industry and ease norms to attract investment in this sector. Taxes should be lower relative to other states for procuring raw materials for agro-processing industry.

The research and extension work in agriculture should be strengthened by allocating more funds. The public and private research should be made more pro-farmer.

## **Industrial Development and Policy in Punjab**

Punjab needs to concentrate on the industries where it has a comparative advantage – namely, the agro-foods, textiles and automobile industries. Rejuvenation and modernization of traditional industries such as cotton textiles (including hosiery and knitwear), food processing, dairy, leather, hand tools, etc., that also promote employment intensive production should be encouraged in the state.

### **Policy Initiatives**

- A large part of the small scale industry in metal products that came up in Punjab during the seventies and the eighties was hugely dependent on the Freight Pool Equalization Policy for iron & steel. With the termination of this policy, many of the SSI units saw their businesses turn uneconomic. Industrial policy of Punjab has to focus on support, credit extension, modernization and revamping of the SSI units.
- To revive the closed state units like the PNFC in district Ropar the state should invite the big industrial units to run and invest in such units which will create employment to the local people.
- Development of Textile Parks.
- Modernisation of traditional industries.
- Infrastructural development relating to industry.

- Upgradation and skills development

### **Labour Market And Employment Generation in Punjab**

Punjab has seen a greater transformation in employment structure. Changes in employment structure and movement of income are much closer and moved in tandem in Punjab than in all India. Thus, Punjab has indeed done well in diversifying employment structure. Employment growth has been slightly higher in Punjab than that of All India. Construction is the main driver of employment growth in the last two decades in the State and the lower castes workers from rural areas mainly work in this sector. However, urbanization is a big challenge in the State and where the educated manpower resides

#### **Policy Initiatives**

- The State has to craft policies to ensure remunerative jobs in the urban areas. The educated workforce is also moving away from agriculture and migrating towards urban areas. So this manpower may be absorbed in the service sector.
- Agriculture and Rural Tourism should be developed to absorb the rural manpower.

### **Education and Employment in Punjab**

Educated unemployment has been an issue of concern for the state especially since the mid-2000. There has been a remarkable decline in the rates especially for rural female since then. However, unemployment rate is still higher for rural female in the state than all-India average but the decline over the years can be appreciated only after a thorough analysis of the reasons for this decline. Education level of workers in each broad sector of employment brings out the fact that in rural areas secondary sector (which includes manufacturing and construction) employs both low skilled and medium skilled workers while the service sector employs workers with low as well as medium and high education level. In urban Punjab tertiary sector employs workers with medium and high educational levels, while secondary sector employs workers with low and medium educational level.

#### **Policy Initiatives**

- To enhance the employment of the low skilled females in the rural areas the cooperative dairy development may be the effective policy intervention.

- In the urban areas the loan schemes for the self employment in those ventures in which the youth is interested should be encouraged.

### **Comparing Employment and Education of SC and Non SC Women Workers**

The employment outcomes of the female workers in rural Punjab at two points of time between 1993-94 and 2011-12, showed the evident shift of women from primary to secondary and tertiary sectors. It is true that female workers are still largely absorbed in agriculture as over 74 per cent are in the primary sector as compared to about 44 per cent for the male workers. However, the shift away from the primary sector has been much higher among the SC female workers as compared to the non-SC female workers. While of the total SC female workers, about 63 per cent was absorbed in the primary sector, the same share for non-SC female workers was about 82 per cent in 2011-12. These shares for SC and non-SC female workers in 1993-94 were about 87 per cent and 93 per cent respectively. It has been found that SC and non-SC female workers moving out of agriculture has been absorbed in occupations that fall in the bottom order. The occupations where the female workers shifted are; craft & related trade, plant & machine operators & assemblers, cleaners and labourers. The share of non-SC female workers in these occupations has gone by 7 percentage points from about 2 per cent in 1993-94 to 9.2 per cent in 2011-12. The increase in share of SC female workers has been as high as 37 percentage points; the share that was 5.3 per cent in 1993-94 soared up to 41.5 per cent in 2011-12. Such statistics make it evident that SC female workers are placed at a worse off condition compared to the non-SC female workers as there has been a larger shift of the SC female workers to the bottom rung occupations. The analysis suggests that the change in rural structure of employment has not been able to better the employment status of rural women in Punjab, putting SC women at even worse positions as compared to the non-SC women workers. We see shift of employment to modern sectors but there has been no simultaneous improvement in quality of employment. High illiteracy among women workers imply that being in the workforce is out of dire economic needs. The strategy deployed for development has done little to better the employment status of women workers.

### **Policy Initiatives**

- The government should ensure the decent working conditions for such female workers by ensuring the social protection. The special skill development programmes may organised for such female workers who want to upgrade their skills.

- Upgrade the skills of workers in art and craft etc.
- Special programmes should be started for the training of SC women in rural areas in arts/crafts etc.

### **Growth Dynamics, Poverty and Inequality in Punjab**

The incidence of poverty in Punjab is almost half or less than half in all-India during the whole period. The pattern of poverty in Punjab across sectors is opposite to the pattern of poverty in India. Poverty is high in rural India compare to urban India during the whole period. During 1993-94 to 2004-05, the poverty decreased for both Punjab and India except rural Punjab; however, the rate of decrease in Punjab was less than India. During the last seven years from 2004-05 to 2011-12, the rate of reduction in poverty increased in both India and Punjab, but still, it was less in Punjab than India. Consumption inequality in Punjab is less than India during whole the period. Inequality in rural areas is less than urban areas of both Punjab and India. The level of average monthly per capita consumption expenditure was higher in urban areas compared to rural areas.

### **Policy Initiatives**

- The state should continue the scheme like Atta-Dal which is quite beneficial to the rural masses.
- The economical empowerment of the poor people in rural and urban areas may be ensured by providing suitable skills to start the economic ventures along with one time financial assistance.

### **State Finances and Development Priorities in Punjab**

Punjab continues to remain as one of the highly indebted States in India. The fiscal situation of the State which was at its worse in the 1990s, continued to deteriorate in 2000s with the accumulation of debts at a faster rate. The Outstanding Debt of the State as on 31-03-2014 was Rs. 95,191 crore which is 30.02 per cent of GSDP of the State. An interstate comparison among Indian non-special category States suggests that the gross fiscal deficit - NSDP ratio is quite high for Punjab. During the fiscal year 2011-12, Punjab ranked at third position in terms of gross fiscal deficit - NSDP ratio, followed by Bihar and West Bengal. Like many other States, Punjab has also moved from a revenue surplus State in 1986-87 to a revenue deficit state. The revenue expenditure of the State has gone up from Rs. 2519.9 crore in 1990-91 to an



estimated amount of Rs. 41166.6 crore in 2012-13. The share of developmental expenditure in total capital expenditure has gone up from 23.8 percent in 1990-91 to about 73 percent in 2008-09 and 52.3 percent as estimated in 2012-13. Total plan expenditure has gone up from Rs. 1107.55 crore in 1990-91 to Rs. 10198 crore as estimated for the year 2012-13. Rising revenue expenditure over revenue receipts has been resulting in higher level of revenue deficit and, thus, higher levels of fiscal deficit as the same has been its principal component. As a result, the burden of imbalance in revenue account has fallen on the capital account; which has been adversely affecting the capital expenditure pattern of the state. Borrowing has become one of the major components of capital receipts, which has been resulting in higher levels of debt servicing liabilities in the expenditure side of the revenue account. This would place the State in a vicious cycle – higher borrowing would lead to higher levels of debt servicing liabilities, which would further result in larger deficit in the revenue account. Expenditure on interest payment and servicing of debt on revenue account has gone up from Rs. 332.25 crore in 1990-91 to Rs. 6724 crore as estimated for the year 2012-13. The state should think on the issue of debt. Another key issue concerning the sustainability of the State finance is the mobilization of the state's own tax revenue. The own tax revenue of Punjab as ratio to NSDP is lower than the several advanced states like Tamil Nadu, Andhra Pradesh, Karnataka and Haryana. Punjab's own tax revenue has stagnated between 7 to 8 percent of its NSDP during the last two decades.

### **Policy Initiatives**

Punjab like many other states has selected public borrowings route to meet its financial obligations. Fresh taxes are not imposed in the state in the recent past. The State must look for other alternate sources of own tax revenue like taxing electricity and taxing goods and passengers. There are also other sources to mobilize revenue like tax on property transactions etc. (2nd PGRC Report 2009).

- Though improvements have been noticed in the debt sustainability indicators but state can enter debt trap phase any time in the absence of mobilization of additional resources and rationalization of subsidies and public expenditure including curbing of unproductive expenditure.
- The sustainability of government's fiscal and debt positions becomes vulnerable if liabilities associated with outstanding guarantees of Punjab government given with

regard to state owned public sector borrowing are taken into account. For example, during the financial year 2011-12, outstanding guarantees of Punjab government works out to be Rs. 46030 crores. Most of the public enterprises in the state are incurring losses. The public enterprises pooled together incurred losses to the tune of RS. 12493 crores during 2011-12. As per the decision of a group of State Finance Secretaries on the Fiscal Risk on State Government Guarantees in 2002 it is incumbent on the part of state governments to make adequate budgetary provision for meeting the financial obligations in case necessity arises.

- The state government should launch an aggressive strategy for financial consolidation by augmenting additional sources of revenue particularly tax revenues by :
  - (i) Imposing fresh taxes,
  - (ii) Increasing tax rates, and
  - (iii) Improving tax compliance by simplifying tax procedures and shifting over to e-filing of all the returns;
- Preparing research based case for additional resources from Centre;
- Increasing non-tax revenue by:
  - (i) Restructuring public enterprises,
  - (ii) Implementation of disinvestment programmes in the state public enterprises, and
  - (iii) Widening up of chronically sick enterprises;
- Devising and implementing a policy to
  - (i) Contain and prune public expenditure,
  - (ii) Mitigate unproductive public expenditure, and
  - (iii) Rationalize subsidies

### **Health Status and Health Care in Punjab**

Punjab has experienced better health status than national averages but, if we compare its performance with other States, especially those where there has been a strong State initiative, Punjab has to make concerted efforts. The Health infrastructure of Punjab is not evenly distributed across the State. Even in case of NRHM progress in the State, some areas have benefitted more than others. The aggregate health achievement of Punjab, to a great extent, conceals its glaring social inequality. Health inequality based on gender is alarmingly high in the state. Caste-based inequality in access to basic health services is also prevalent in the State and, in some cases, it is worse than the national averages. Health system in Punjab has been

highly privatized. NSSO data reveal the ever growing reliance on private services. It may be due to the rising income levels or lack of faith in public health services. Even at the lower income group, reliance in private health services is rather high in the state. As a result, Punjab has an escalating out-of-pocket expenditure. The impact of high cost of health services is reflected in high incidence of Punjab's catastrophic expenditure that, in the lower income groups is much higher than the national average.

### **Policy Initiatives**

- To upgrade skills the doctors and paramedic staff should get training in advanced medical technology from the institutes like AIIMS and PGIMER, Chandigarh time to time;
- The health sector funding should be enhanced;
- Seeing the shift in disease pattern especially the NCDs and reemergence of infectious diseases a pro-poor approach in state's health Policy must be introduced;
- Concentrate on quality improvements in public health Infrastructure.
- Take steps for proper implementation of a pro-poor health insurance in the State i.e. the RSBY;
- Improve Governance in State Health Sector;
- Rent-seeking behavior of health employees be curbed;
- Techno-centric health interventions and mushrooming of private health sector should be monitored;
- Increasing community participation through PRIs and LUBs in supervision of health centers.

### **State of Education in Punjab – Changing Spatial Differences**

An important social sector like education can never flourish without a State-planned development of the sector. For that, the government must have a vision. The Twelfth Plan, though, in its Statement, seeks to improve the quality of school education and overall development of government schools and higher institutions.

### **Policy Initiatives**

- To bring qualitative improvement in the Technical Education and upgradation of the infrastructure of government and Technical Institutions.

- Skill Development initiatives have to be in consonance with the demand of local industries/service sector.
- Fill the vacant posts of teachers in schools.
- To bridge the gap in rural and urban areas in the skilled workforce.

### **Social Sector Spending in the State needs to be Improved Upon**

Our analysis reveals that social sector spending in the state has remained consistently low despite the fact that social outcomes in the state leave much to be desired especially in terms of welfare of women and socially and economically weaker groups like SCs. Social sector spending in the state is not only very low in aggregate but also in terms of each of its major components like health, nutrition and education.

### **Increase the fraction of the targeted population covered by a majority of the programme**

Our analysis of the social protection schemes in the state of Punjab, reveals that most schemes cover a very miniscule section of the targeted population. Even the Mid Day Meal Scheme which has the best coverage among all social protection programmes in the state covers merely 15 percent of the intended beneficiaries. The coverage is especially low in case of Targeted Public Distribution Programmes and pension schemes which cover less than 1 percent of the intended beneficiaries. Although with the advent of MGNREGA participation in the public works programme has improved. However it remains behind most of the other developed states of India. Similar is the case with the ICDS, hence efforts need to be channelled to increase coverage and enable the vulnerable sections of the population to benefit from the existing safety nets.

### **Decrease Leakages from the Scheme and Improve Service Delivery**

Our analysis reveals that there are a large number of leakages from these social protection schemes especially in the case of Targeted Public Distribution System (TPDS). These leakages from the programme need to be curbed so that the number of needy households benefitting from the programme can be increased with minimal impact on government budget. Also in case of ICDS scheme Punjab lagged behind all other states of India in terms of each of the component of the programme - maternal health, preschool education, supplementary feeding and immunization which shows that the delivery of services of these schemes is very poor in

the state. These need to be improved upon by putting in place better institutional structures and effective monitoring of Anganwadi centres and workers.

### **Decrease the Exclusion Errors in the Scheme**

We find that exclusion errors in most of the social protection schemes in the state are very high compared to both the all India average as well as other major states of India. In Punjab the schemes have failed to affect the economically and socially weaker groups in society like the SCs which continue to remain at the bottom in terms of receiving gains from economic development.

### **Better monitoring and evaluation is needed**

The lacunae of the social protection schemes as evaluated in the above study all point out to the fact that better monitoring and evaluation measures need to be put in place in order to improve the functioning of the scheme at the ground level.




### **BENCHMARKS FOR INCLUSIVE GROWTH**

The benchmark for the level and inclusiveness of economic development has been evaluated by comparing it with the economies of seven other high income states of India. The report has attempted to find out Punjab's position on inclusiveness in terms of percolation of benefits of development to all sections of society. For this purpose both per capita income and picture beneath the per capita income has been compared on the basis of per capita expenditure and per capita ownership/use of various durable consumer goods and living facilities. The degree of inclusiveness of development is assessed and compared on the basis of rural households as a whole, and also rural scheduled caste households gaining from the development process i.e. to what extent the living standard and living conditions of these two sections of population have improved.

The conclusions of the exercise carried out in this report are summarised. In terms of per capita income alone Punjab is at the bottom and Maharashtra at the top; in terms of per capita

expenditure Punjab is number two, only slightly behind Kerala the highest per capita consumer expenditure state. In terms of ownership/use of consumer durable goods and living facilities Punjab is at the top and Maharashtra at the bottom. In terms of degree of inclusiveness of economic growth Punjab is at the top and Maharashtra at the bottom. The inadequacy of raw per capita income figures as the role indicator of level of development of Indian states clearly emerges from the analysis. Consequently, for a more accurate ranking of states on development level, the per capita income rankings need to be supplemented and corrected by using per capita consumption expenditure, per capita ownership/use of durable consumer goods and living facilities, and other information that reflects more truly the ground level conditions of standard of living and development level in a state.



## **ACCESSING AND UNDERSTANDING THE DEVELOPMENT OF PUNJAB SUMMARY OF RECOMMENDATIONS**

Punjab is one of the leading states in India in terms of economic performance. There are a few characteristics of the state of Punjab that are in sharp contrast to its economic position as among the leading states in India. Rural-urban differentials also manifest social group differences in employment. Thus, the structural shift away from agriculture is visible for all social groups but for SC workers, the shift is towards construction sector, for OBC it is towards manufacturing, construction and services; and for upper caste workers the shift in employment is towards construction and service sector. Similarly, the shift away from self-employment and regular employment is towards casual employment for SC workers.

Agricultural growth has raised certain areas of concern relating to slow growth in crop yields, accumulation of farm debt resulting in farmers' suicides to the negative impact on natural resources like receding ground water table, water-logging, considerable damage to soil fertility that have become major problems leading to large scale exodus of farmers from agriculture; and environmental consequences like growth of pesticide residues in water, milk, vegetables and grains; and air pollution caused by smoke generated by rice and wheat straw burning.

## **People's Well-Being: Poverty and Inequality**

There are differences in levels of consumption expenditure, poverty and inequality among social groups in the state with non-SC having higher levels of consumption, lower levels of poverty than SC; and inequality in consumption increasing among SC while decreasing between non-SC populace in the state.

## **Social Development: Education and Health**

- Social indicators however, do not complement the economic performance of the state and leaves much to be desired in terms of translating economic gains into social outcomes for its people, especially keeping in mind the impact that improvement in social indicators have on the well-being of its people.

### **Education Status**

- While enrolments are a concern in terms of gender and social group inequality, non-enrolment is an equally important problem confronting the state, gender gap exists but is lower than that in other states. Social group inequality is also visible in terms of dropout rates in the state. There is a greater role for the government in ensuring quality education and skills enhancement through government run institutions.

### **Health Outcomes**

- Gender disparity in health outcomes is also visible. Physical infrastructure for health care available in rural Punjab is quite comparable to the accepted national norm though it lags in a few parameters like number of PHCs for each CHC.
- Morbidity in rural areas due to communicable disease is below the national average, while the share of non-communicable diseases was higher than the national average.

## **Inclusive Growth: Gender and Scheduled Castes**

- Access to health services is also an area of concern since average expenditure on health is higher in rural Punjab compared to other states. Thus, poor in Punjab are burdened with high expenditure in public as well as private hospitals.

## **Gender Disparity**

- There is a pronounced bias against the girl child in terms of health seeking, duration of breastfeeding, immunization coverage, nutritional status, infant mortality and under-five

mortality. Schemes introduced by the government (like cash transfer schemes) have to be more in line with the real situation than being arbitrary and have to be less rigid to ensure larger participation in such schemes.

- Various social indicators show that there are large social and gender inequities in Punjab that need to be addressed. There is a high degree of deprivation and vulnerability among the socially and economically weaker group—the scheduled castes. These factors highlight the that there is a need to develop special programmes to bring about improvement in health, education and well being of socially and economically vulnerable groups in Punjab through focused initiatives. It is also observed that despite its efforts, social protection has received very limited attention over time.

### **Fiscal Health of Punjab: Nature of Expenditure**

- To summarise, Punjab requires a paradigm shift. There is an urgent need to enhance agricultural productivity. Land released after increase in the productivity of the grains can be utilised for crop diversification and non-farm activities. This would have arrested mindless urbanisation.
- It is unfortunate that public policy has not paid any attention to these traditional industries in terms of technology transfer, skill upgradation, marketing and maintenance of environmental standards.
- Similarly, as regards social development, the state of Punjab could not transform its vast enterprising human resource into an asset. Educational system is required to impart quality education.
- The specific disease patterns make a compelling case for programs and strategies which are designed keeping in mind the specific reality in the states. The guiding principle in education and health sector should have been to improve education and health outcomes rather than privatisation.
- In governance, the need is to shift from disinvestment to productive investment, from retrenchment to employment generation, from subsidy reduction to rationalisation of subsidies and from anti-corruption drives to corruption-free governance. For offering subsidies, the guiding principles should be to enhance productivity and ensure equity. Undoubtedly, there is need to rationalise these subsidies in the background of the




environmental challenges from the rice wheat crop cycles, and the pressures from the global institutions for the agriculture sector. Agriculture sector needs support, but are power subsidies the best way to support it is a question that should be transparently answered?

- The lessons for fiscal management that emerge from this scenario are that the imbalance in the long-term development expenditure that has been compromised in the State as a result of meeting deficit targets, must be corrected.


---

**CITIZEN-CENTRIC DELIVERY OF JUSTICE: AN AGENDA FOR DEMOCRATIC REFORMS**  
**(INTERNATIONAL DEVELOPMENT RESEARCH CENTRE)**

Security and equitable access to justice are preconditions for a functional democracy, generation of material wealth, reduction of poverty, safeguarding human rights and checking social exclusion. Decreasing the fear and risk of crime and security of citizens living environments are a measure of accountable and effective policing. It reflects that officials and political leadership are delivering on their commitment thereby increasing performance and legitimacy of the state. For women, addressing gender-based violence becomes an additional prerequisite for their empowerment. However, state capacities in themselves do not translate into safety, security and equitable access to justice for women. This project was an attempt to contribute from below a framework for a composite system of justice delivery which is sensitive to the needs of victims. The project was conducted through two processes. One, by evolving an analysis and framework for measuring gender safety, security and justice and legitimacy of the criminal justice system evolved and then shared with policy-makers. A composite indicator-based performance measurement tool has been constructed with theme-specific baskets of gender violence related indicators. Two, by preparing a gender social audit instrument for civil society stakeholders to mobilise and sensitise citizens to effect an accessible and responsive delivery of justice and advance gender safety and violence prevention strategies.



**Culturally Sensitive Gender Responsive Indicators**



**Auditing Access And Justice Delivery**

- Gender violence remains invisible and non-reported with social acceptability of certain forms, intensity and lack of trust in approaching the criminal justice system, among other factors. Proxy variables are used to capture the extent of GBV. The selection of proxy indicators depends on the perspective and framework applied. Reported crime against women (CAW) is a common proxy variable of prevalence, intensity and form of gender violence.
- Confidence in Police: In this report, an additional proxy variable of confidence in police in reporting gender crime has been used. This has been captured as the social acceptability rate. It demarcates CAW on intensity, clubbing the reported death and grave violence to compute their ratio to reporting non-physical crime. Higher the confidence in police, higher would be the reporting of the non severe/non-physical violations.
- Capturing GBV rather than CAW. Reported crimes capture acts that have been legislated as crimes. The differential child sex ratio is captured from census data as a rate of missing girl child. The social acceptability rate as the minimum levels of unreported CAW is calculated to add to CAW rate and missing girl child rate to provide on empirical figure of the minimum prevalence rate of GBV.

## **POLITICAL ECONOMY OF PUNJAB**

Policy research must be competent enough to explain the opposite claims of market, efficient, economic growth with those of social equity and justice. In other words, growth rate per se may not be a valid indicator to measure the well-being of people. The choice of measures reflects the purpose and values to be attained from the growth processes. To consider the measure beyond questions is not only lethargic, but dangerous. If we stop asking questions like, what we are measuring and for what outcomes, it may reinforce status quo and legitimise discriminations, deprivations and poverty. The measures are ideological predated and shape our vision, choices and preferences. And which in turn get translated into actions

### **GDP And Fiscal Deficit Misnomer**

This inference leads to wrong policy formulation and in turn further adds to unfavourable conditions for people's well-being. This indicator does not help us to make an assessment of current well-being and sustainability aspects of growth trajectory and entails the wrong policy decisions.

### **Citizens Well-Being**

As is well-known, a fragmented diagnosis produces tunnel vision – strategic or otherwise. It is established that well-being is multidimensional and includes living standards (income, consumption, and wealth), health, education, work, quality of governance, social capital, environment, social, political and economic security. Regarding citizen well-being indicators, contrary to popular perception in the state, Punjab's relative position as compared to other States is rather good. For instance, both on poverty eradication and reduction in disparities, Punjab's performance is better than many others.

On Human Development Index Punjab ranked amongst the first five states and on hunger index it ranked on the top with least hunger. The states experiencing high growth rates like Gujarat have not performed satisfactorily on poverty reduction, human development index and hunger index

### **Regional Context**

These comparisons reinforce that Punjab is not an autonomous unit. Its vision needs to be located amidst global, regional and national context.

The new reality of globalising the world order is also shaping up challenges to a dominant world view in South Asia, nurtured by the cold war era, where cultures, territories, identities and economies had fixed boundaries. These challenges have a bearing on issues relating to human security, environmental degradation, deteriorating ecological balance, population mobility, poverty, distributive justice contextualised in multicultural settings. There is a strong case for the importance of a regional perspective.

### **Capital City: An Investment Pole**

It is an established fact that capital cities stimulate technology, establish network of community and tap resources. Punjab without a capital city lost space that could have acted as driver of growth. It has suffered a major setback for having no control over its capital. The capital cities act as major source of revenue generation.

Punjab could not build its own capital because of the ongoing dispute. It missed 'Information Technology Revolution' as it did not have advantage of its own growth pole. In other words, in the absence of its own central business capital, Punjab has suffered a major setback in neoliberal globalised economy and also its legitimate share in revenue generated in Chandigarh.

### **Paradoxes Of Development**

Given this context, Punjab represents peculiar development paradoxes. On the one hand, its performance on well-being indicators is competitive with other states, while on the other hand, its own trajectory of development is riddled with stagnation, unable to carve out its own path in a neoliberal globalised economy.

It would also be worthwhile to understand the main drivers of growth and how these will shape in future? Has this growth been inclusive? Who are the beneficiaries of this growth?

### **Developed Agriculture No Organic Linkages With Other Sectors**

Punjab is predominantly agrarian society. The share in GSDP of agriculture was around 40 per cent in 1970s till 1990s. In 2010s its share reduced to around 22 per cent (see table 10). Till 1990s, the share of industry has been revolving around 20 per cent and reached around 30 per cent in 2010s. The major increase in 2010s has been in the share of services in GSDP i.e. 48 per cent. And in employment, it has experienced some degree of the structural transformation from the agriculture to non-agriculture sector.

Notwithstanding the structural shift, agriculture experienced massive slowdown. Many of the

experts noted that it has alienated a large section of farmers since farming has become less remunerative besides leading to environmental degradation.

### **Promote Small Scale Agriculture-Led Industrial Base**

For declining agricultural growth rate and farmers' income, the prescription was crop diversification. The need was rather to diversify the economy by a large inter-sectoral shift to high productivity flexible agriculture, to move away from anti-grain policies and promote a decentralised modern small-scale industrial complex.

### **Gap Between Economic Gains And Non-Economic Outcomes**

The nature of economic development could not correspond with the social development indicators. Punjab has high per capita income and its per capita consumption expenditure has been higher than all-India. There is gap between economic gains and social outcomes.

The social development index resonates with the most adverse child sex ratio in the country, sex-selective abortions, farmer suicides, widespread substance abuse and a large population of educated unemployed youth. Also, real per capita expenditure on social sector as percentage of GSDP is lowest in the country. Amongst 14 major states, Punjab ranked at the bottom, in terms of real per capita expenditure on social sector. In Punjab, 9.9 per cent of the GSDP is spent on social sector, whereas, in Haryana it is 23 per cent, in Tamil Nadu 22 per cent, Karnataka 18 per cent, Gujarat 17 per cent, Maharashtra 16.5 per cent. Further, in Punjab only 2.15 per cent were spent on education, 0.26 per cent on labour protection, 0.18 per cent on nutrition, 2.3 per cent on social security and 4.8 per cent on health of the GSDP (2009-10)

### **General Poverty Low – High Scheduled Castes Poverty**


Another paradox is that it has high per capita income, but does not have commensurate social development index. On inclusive growth, it has low poverty level in general, but poverty amongst Scheduled Castes is high. Punjab has to refocus on non-economic factors for economic outcomes. To illustrate, economic inclusion may not necessarily eliminate other forms of exclusion rooted in social, political and cultural environs. Undoubtedly, economic exclusion can exacerbate other forms of exclusion. People without assets can enter market using their labour if they have acquired skills and capabilities.

## Paradigm Shift In Governance

In governance, the need is to shift from disinvestment to productive investment, from retrenchment to employment generation, from subsidy reduction to rationalisation of subsidies and from anti-corruption drives to corruption-free governance.

For the realisation of full citizenship, 'activised nation' is yet to be fully transformed into civil society. There is need to research the relationship between activised nation, civil society and citizen rights. The prerequisite right is based on the realisation of values like identity, dignity and productivity which, in turn, create a conducive environment for availment of other political, economic and social rights.

The State of Punjab has to reinvent itself to ensure the rights of the poor and underprivileged instead of promoting metropolitan regimes, facilitate foreign direct investment, withdraw subsidies and encourage privatisation in social development. The land question is now transformed into land acquisition with pricing, instead of redistribution and viability of cultivable land, however, no institutional mechanism has been put in place to harmonise private capital driven by profit and public funds to be spent for ensuring social equity. It is here that innovation and research have to intervene.



### **QUICK SURVEY ON DRINKING PATTERN OF THE POPULATION OF HARYANA (GOVERNMENT OF HARYANA)**

- **Objective**

The objective of this report was to capture a pattern of drinking and types of drinkers in a highly developed state of India i.e. Haryana.

- **Findings**

1. In rural areas the highest monthly per capita consumption of country liquor in litres is in Assam but in rupees term it is highest in Punjab (Rs. 29.94) and in Haryana this figure touches to Rs. 10.84. Per thousand households incidence of drinkers households is 102 in Haryana;


2. The consumption of beer in rural areas is highest in southern states like Andhra Pradesh, Karnataka and Tamil Nadu. In urban areas in Andhra Pradesh there is highest number of beer drinkers;
3. During 2013-14, the highest per capita consumption of country liquor in bottles remained highest in Faridabad and Kaithal. The lowest per capita consumption of country liquor in bottles remained in district Mewat;
4. The highest number of vends are in district Gurgaon (9.06%0 and in Faridabad (7.89%)

### **Profile of Drinkers:**

1. Out of the total surveyed households in rural areas 94% are drinkers and in urban areas are 86.7%;
2. Along the different all categories, a majority of the drinkers fall in age category of 35-50 years. In rural areas are 41.7% and in urban areas 51.65%;
3. Caste wise break up shows 64.89% drinkers are OBCs in rural areas and in urban areas a majority is of general castes i.e. 54.94%;
4. A majority of the drinkers are farmers (41.26%) and then comes self-employed 22.55%;
5. Among drinkers a majority is of regular and occasional drinkers i.e. around 45% and seldom/infrequent drinkers are just 9.36%;
6. The maximum number of surveyed drinkers (71.32%) consume country liquor.

Policy Implications: The main policy implications may be from this study as:

1. Stabilisation of price of liquor by checking the inter-district smuggling of liquor;
2. In villages the smuggling of liquor should be checked;
3. Approved vend should sale only that liquor which has approved. For example in villages country liquor vends also sale the IMFL liquor;
4. Time of vends should be fixed around 10pm in cities. Late night opening of vends create many social problems;
5. Sale of liquor to school children should be discouraged.



## **PROJECT ON ISLAM AND FAMILY PLANNING (UNFPA)**

### **• Backdrop**

There has always been a need for authentic referencing on the issue of family planning, maternal health and HIV under the spectrum of Islam. There aren't any authentic texts readily available for scholars, religious leaders etc. Even though a small effort was made many years back, the study report was not completed.

There is still keen interest shown by academics to construct an authentic framework on Islam and its references to FP, MH and HIV.

### **• Objectives**

1. The scope of the earlier study has to be enlarged in terms of available literature, stakeholders' comprehension on host of issues like reproductive health, maternal health, child care, family planning, female reproductive health, barriers to access to services – taboos regarding sexual or reproductive health in terms of community support and cultural values.
2. A comparative knowledge shall be evolved by studying public response in Muslim majority countries like Malaysia, Pakistan, Bangladesh, Algeria, Egypt and Iran. This would certainly help to arrive at authentic formulations and comprehensive framework.
3. Furthermore, the stakeholders' engagement across regions shall be ensured to make document so detailed that it becomes reachable to diverse cultural groups amongst Muslims by capturing regional cultural variations.

### **• Findings**

1. Muslim families believed that adoption of temporary family planning is not against religion but certainly the percentage of adoption of permanent family planning methods is high than of temporary family planning against religion.
2. The existence of girls and boys marriage before the attainment of legal age is still prevalent.



3. There has been a positive change in the knowledge level regarding modern contraceptive methods among Muslims.
  4. The adoption of sterilization is highest among women as 99 percent are Muslim women who have undergone female sterilization. This shows that male do not desire or prefer to undergo sterilization, however some also believe that it will cause them losing their physical strength.
  5. However still there is need to create awareness towards the benefits of family planning especially among illiterate families, as for them more hands more income but they are not able to acknowledging the fact that they have to provide their children with better prospects which can cultivate and made them sensitive towards social issues
- 

## **STATUS OF SCHEDULED CASTES IN PUNJAB**

- **Backdrop**

A study was conducted to examine the status of Human Development and Poverty among SCs and Non-SCs in Punjab over the last three decades since 1990.

- **Objective**

1. To examine the policies implemented for the development of SCs in the state.
2. To discuss the population size and changes, sex ratio, urbanization and migration across social groups
3. To map the changes in the level of poverty and malnutrition in the state
4. To evaluate the. access to assets among SCs as compared to Non-SCs in terms of agricultural land and private business.
5. To examine how occupational patterns across social groups differ
6. To explore issues related to education, housing condition and health status among the
7. To examine the issue of reservation in political and employment positions
8. To gauge reasons and extent of atrocities against the Dalits

- **Findings**

1. During 1981 to 2011, population growth of SCs is relatively higher than that of Non-SCs. The population growth was relatively high among SCs even in the last decade during 2001 to 2011 that increased at the rate of 2.32 per cent as compared to less than one per cent among Non-SCs.
2. Of the SCs, a total of about 60 per cent follow Sikh religion and about 40 per cent follow Hindu religion. Among SCs, Sikhs are substantially high in rural areas, but Hindus are concentrated more in urban areas
3. Sex ratio among SCs is relatively higher than Non-SCs to 910 as compared to 888, respectively in 2011. Sex ratio is even worse among children below six years of age with relatively better among SCs to 875 and 798 among Non-SCs.
4. It is to be noted that inter-state migration is lowest among SCs and highest among STs followed by OBCs and Others. Among male SCs, the international migration is highest to 6.8 per cent as compared to than to 5 per cent among OBCs and 3 per cent among Others
5. During the same period, the rate of increase in the per capita income is lowest among SCs to 1.77 per cent per annum while highest is among Non-SCs that increased at the rate of 2.96 per cent per annum. This pattern is also evident in both rural and urban areas.
6. The SCs among the social groups and wage labourers among economic groups are the most poor
7. The share of undernourished children is substantially high among SCs. The proportion of underweight children belonging to SCs is 35.5 per cent as compared to 20.3 per cent among OBCs and 21.4 per cent among Others.
8. the child mortality rate for SCs has declined to from 78 per cent to 62 per cent
9. In 2011 the literacy rate (percentage of literate population 7 year plus to total population) at State level was 76 per cent, 71 per cent in rural and 83 per cent in urban areas. Across social groups, the literacy rate is 64.8 per cent for SCs and 81 per cent for Non-SCs.
10. The SC have higher mortality rate (under-five), low BMI and stunted children.
11. One of the general reasons for high poverty for SCs is that growth has been less pro-poor for SCs when compared to the rest.

12. Less access to agricultural land ownership is one of the main factors that cause SC's to lag behind in the sphere of development.

---

## **POLICE STATION REFORMS (PSVW) 2013-14**

- **Backdrop**


The Police Station Visitors Week was organized by Altus Global Alliance together with police and civil society around the world for the first time in 2006. This unique initiative, which has become an annual event, gives civilians an opportunity to visit local police stations and to assess the services provided by police.

- **Objective**

The objective of the Police Station Visitors Week was to bring police stations in the public domain through the active involvement of community and ensuring transparency in the justice delivery system.

- **Findings**

Many stations across the globe were found to implement innovative and good practises that bridged communication gap between police and citizen. Furthermore, it was also found that stations which participated in PSVW in the previous years, had made substantial efforts to bridge communication gaps with citizens and had greatly increased efficiency in addressal of grievances and delivery of justice.



## **GENDER NARRATIVES AND ELECTIONS: MANDATE FOR SAFETY, DEVELOPMENT OR RIGHTS.**

- **Backdrop**

Gender in Indian elections continues to remain under-represented in numbers and ideological persuasions. Women-related concerns, however, formed an engaged part of mainstream electoral politics rather than being presented as standalone issues as in earlier

elections. The elections echoed with girl child education, maternal health, job opportunities for the qualified and protection from sexual abuse.

- **Objective**

A study was conducted to map the mandates for gender safety, development and rights in the 2014 Lok Sabha elections.

- **Findings**

1. Women's safety was promoted as an indicator for good governance, women were projected as part of an inclusive growth model, and gender as a site of intra-group contestations claimed the need for women's security on physical, economic and social parameters.
2. In terms of numbers, 658 women candidates entered the electoral fray. An analysis of availability of women candidates per constituency shows that 2014 elections had the highest (1.2) candidates. In other words, the voters had increased options to elect women candidates in these elections
3. The trend of increased women participation is also reflected in most national party candidatures. The female headed All India Trinamool Congress (AITC) from the Left bastion of West Bengal with a 19% share of the total candidates provided the most access to women, followed by the new party AAP which had a gender diversity of 13% in its candidature
4. A shift from a descriptive representation of women drawn from family-based political strongholds to personal leadership took place in 2014. In 2009, 62% of elected women had either family connections in politics (48%) or belonged to an elite (14%) stature. In 2014, this share dropped by 12% to 50% for elected women in contrast to 27% of male legislators.
5. Following an Election Commission order of November, 2009 Indian elections for the first time provided for political inclusion of the third gender. It prescribed for a third gender choice "other" on voter registration forms to recognise transgender individuals to vote and run for office under their distinct identity
6. The sexual violence protests (Nirbhaya incident 2012 ) reflected shared concerns across citizens, but provided a unifying electoral agenda on three dimensions.

7. Religious sectarianism was raked as a campaign issue, but in context to gender rights, caste rather than religion took precedence in the electoral discourse
  8. Access to education for the girl child, employment opportunities for women, leadership representation in the Parliament, health and sanitation for women on the margins, a legal armoury with efficient law enforcement machinery to protect women from sexual abuse formed the gender flashes in the electoral discourse.
  9. In the gender domain, these elections were about women safety. The principal voice was protecting women from sexual violence. What was contested was the accommodation or targeting of collectivities, such as, the rural Haryana khaaps or the West Bengal caste panchayats that harbour or issue dictates for 'honour killing' or gang rape as sanctions against erring members.
  10. An inclusive development was proclaimed as an adherence to the principle that inequalities, gender in this instance, disadvantage not only the interests, but the society as a whole. Modi proclaimed that, 'Unless women are empowered the country cannot develop', or 'women are equal partners in development'.
  11. The politics of sanitation lead by BJP was the other face of development agenda for women. Framed across three parameters of women safety, basic needs and girl child education it reinforced the pledge to make women safe – in particular within the SC segment for whom open toilets and use under dark have been sites of abuse. Toilets were used as a symbol of denied basic rights
  12. Modi, in particular weaved women concerns in his public speeches to link local, site and population-specific concerns to draw out the electorate. Families insecure for their women in public spaces were given an assurance of better governance and safety provisions, sexual abuse of dalits acknowledged and vulnerability of women with lack of sanitation options were promised toilets. The political discourse remains more progressive and rights-based than the electoral articulations
-

## DECODING ELECTORAL VERDICT IN PUNJAB: FUTURE OF REGIONAL PARTIES.

- **Objective**

A study was conducted to analyze the characteristics of the 2014 Lok Sabha Elections. Further, this study also attempts to examine the validity of the hypothesis that 'Modi's phenomenon' has been largely shaped by semi-urban and urban aspiring classes and has to be understood through urban prisms. This study has attempted to decode the electoral verdict in Punjab as well by discussing pertinent questions such as why the Bharatiya Janata Party (BJP) along with its ally the Shiromani Akali Dal (SAD) could not maintain its electoral position in Punjab? How did the Aam Admi Party (AAP) win only in Punjab? How come the so-called 'right wing shift relating to role of state' in right wing ruled state of Punjab could not garner more votes for the BJP-Modi led coalition? Why Narendra Modi's charisma as a leader could not win votes even for a stalwart like Arun Jaitley with an unblemished image in Punjab?

- **Findings**

1. This election has also shown that voter behaviour is not guided by a wave, but a measured response to the available electoral choices. For instance, in Punjab, in two constituencies where choices were available from within the mainstream political parties, voters did not park their votes with the new political rookie party Aam Admi Party (AAP)
2. Given the consensus amongst the political parties on a neo-liberal path of development and in the absence of any alternate vision, the electoral discourse conveniently located crony capitalism, unemployment, poverty and inequalities in policy paralysis.
3. The Modi-led BJP campaign selectively appropriated symbols and icons from Indian history and invoked ideology to make these sound inclusive. Rousing of cultural idioms and regional symbols of pride and group values were activated to seek reinforcement of the slogan 'Welfare of all' And above all, Modi and Gujarat were presented as synonymous with religious, traditional connections drawn to rally locations. Speaking at a rally in Muzaffarpur in Bihar on 3 March 2014, Narendra Modi emphasised his own lower-caste origins, and said: "The next decade will belong to the Dalits and the backwards" Historically, a number of leaders and political parties used religious and

national symbols and spaces. They argued that the bifurcation of politics among Muslims, Sikhs and Hindus shall help to represent the secular interests of religious groups in politics. This is nothing but communalism.

4. The BJP changed its stance from strong centre to a greater autonomy for states and the SAD changed its position from anti-centrism to co-operative federalism. The BJP's 1997 election manifesto reinforced this shift. This shift in agenda converged with people's quest for peace and survival and paid dividend to its main proponents the SAD and the BJP.
5. Another major shift in electoral politics took place in giving representation to all the existing fault-lines of religion and caste by the competing political parties. For instance, the SAD party, which has been mainly a party of Jat-Sikh peasants gave representation to Punjabi Hindus with 11 out of 94 SAD candidates for the 2012 assembly elections. The BJP that largely represents urban Hindu traders in Punjab politics gave representation to Sikhs. Similarly, Congress made inroads into the SAD support base of rural Jat Sikhs by fielding an equal number of rural Jat Sikhs with the SAD. Dalits who constitute around 32 per cent of the population have been represented in all the political formations. Thus, Punjab's electoral politics has shown signs of blurring religious and caste fault-lines.
6. The SAD pursued its agenda for rural population with decisions like free electricity and water to peasantry etc., but without pursuing Sikh minority politics. And its catch- all approach has brought it into competition with its alliance partner the BJP. After post-2014 elections, the BJP has signaled to expand its support base in the state. It has nationalised regional agenda by raising issues like transfer of Chandigarh to Punjab, resolution of river water disputes and social issues like drug addiction, female foeticide and more powers for the states. This has made its alliance partner the SAD on a weak wicket and may push it to look back and revive ideological persuasions for survival i.e. rejuvenation of Sikh identity and anti-centrism. The 2017 elections may witness a radical change in Punjab politics.
7. Electoral politics has taken a new shift in Punjab. Outcomes of 2014 elections in the state are diametrically opposed to the national trend. The voters have voted against corruption and incapacity of leadership to deliver justice. At least in this election voters have negated the popular notion that doles, subsidies, bribes and caste can influence

their preference. A relevant question is, what values do voters prefer in selecting their representatives?

8. AAP has the dual advantage of being an outcome of a protest movement and an aggressive appropriator of the space created by the propagation of 'honesty' as a supreme value rather than an historical struggle against capital accumulation, inequalities, hunger and poverty. AAP has successfully used a popular screen to make their concerns appear pro-people, and it provided legitimacy to these by using civilisational and national freedom movement symbols. People have voted for AAP, but a negligible number of voters believed that it can emerge as an alternative in Indian politics. They argued that AAP has forced political parties to adopt corruption, Jan Lokpal as an agenda and provided a platform to common people
9. Anti-incumbency was so strong that the people of Punjab did not cast their votes on the leadership issue, but on performance. Whereas, in centrally administered Chandigarh, capital city of Punjab and Haryana, people voted for the leadership of Modi as anti-incumbency was a factor against the Congress and not the BJP. In Punjab, people were of the view that a change in central leadership is needed. Neither the Congress nor the BJP will be able to transform their conditions in the state. They voted against corruption, price-rise and dismal performance in justice-delivery of the SAD-BJP alliance. As a consequence, Mr. Modi's leadership as a factor became secondary to anti-incumbency.

INSTITUTE FOR  
DEVELOPMENT AND COMMUNICATION

**LEISURE IN INDIAN TRADITION:**  
Looking Beyond the West

## **LEISURE IN INDIAN TRADITION, LOOKING BEYOND WEST**

- **Backdrop**

The field of leisure studies has long been dominated by the Western perspective. This perspective views leisure as typically a Western phenomenon and seems to imply that non-Western societies have had no tradition of leisure or any conception of it.

- **Objective**


The study shows that India has had a tradition of leisure as well as of leisure philosophy, as vigorous and vibrant as the West, and that it is marked by certain cultural distinctions. The paper brings out its implications for



moderating the claims of the Western perspective. The purpose is not to claim 'me first' for India for the origins of leisure or its concept or its philosophy. Instead, it is to 'expand our dialogues about the concepts of leisure' so as to help develop a more comprehensive and balanced perspective

- **Findings**

1. A discerning look at the existing leisure literature reveals three conceptions of leisure: a) as a lifestyle, b) as free time, and c) as a state of mind.
2. Another conception of leisure is cast in terms of 'free time'.
3. Recent years have witnessed rise of a new conception of leisure. It is now defined as a state of mind, a disposition signifying 'disinterested' pursuit of leisure.
4. Tradition of leisure in India is as old as 5000 years and that it has certain culture-specific characteristics. It is premised upon a philosophical foundation in that it envisages kama [pleasure pursuit] as one of the fundamental goals of life.
5. In the Indian context, leisure is not just about pleasure as postulated in the Western tradition. It is also about ananda, a state of bliss, which is a higher order experience.
6. Fusion of leisure and work into each other is another feature of Indian leisure that warrants rethinking the leisure theory. Its present premise of sharp segregation between leisure and work is an untenable preposition in the light of the Indian experience
7. it is clear that there are some categorical differences between the Indian and the Western traditions of leisure. While the Western tradition is oriented more towards exploring the universe, the Indian tradition cares more for exploring the self within



## INSTITUTION INCENTIVES AND OUTCOMES IN THE PUBLIC

### SERVICE

- **Backdrop**

The traditional model of governance, confines to mere provision of goods and services. It does not assign much weightage to the citizens' satisfaction. Empirical evidence suggests that this model has failed in many cases even on account of provision of services.

The unexpected outcomes of this model include (i) bloated, procedure driven and citizen distancing administration; (ii) mounting financial burden of administrative machinery on state exchequer; (iii) alienation of citizenry from administration.

The main focus of this study is to evaluate the existing institutional mechanisms in terms of capacity of institutions, processes and human resources and suggest integrative institutional model for service-delivery and grievance redressal.


- **Objectives**

1. Evaluate the existing institutional mechanisms with reference to Electronic Delivery for Integrated Services of Haryana (e-DISHA) for the delivery of public services in Haryana.
2. Examine the mindset of employees towards service delivery and citizens.
3. Identify and document new initiatives and best practices adopted for making governance citizen-friendly.
4. Recommend policy prescriptions and institutional mechanisms for adopting the new initiatives and best practices for making governance citizen-centric in Haryana.
5. Suggest capacity enhancing training programmes for preparing the human resources aligned with citizen-centric governance reforms in Haryana.

- **Findings**

1. In order to revamp the delivery of public services the Central as well as the State governments have relied upon the use of ICT in delivering the services. Studies across India have brought out that the use of ICT has reinvented and revamped the delivery of services. The use of ICT has also improved the administration on the context of transparency, accountability, responsiveness and corruption-free administration.
2. The realization on the part of the Haryana government to improve up on the system of delivery of public services led the government to take policy measures in this regard. The most important policy initiative came in the wake of setting up e-DISHA Centres for providing different services to the citizens under one roof
3. With increasing popularity of e-DISHA Centres amongst citizens it is obvious that people expect inclusion of more services at this single stop service delivery mechanism. When the beneficiaries were inquired about the kind of new services e-DISHA Centres should provide, 38.8% of the beneficiaries were of the view that the State government should think of providing maximum services through the e-DISHA Centres

4. For improving the working of e-DISHA Centres, 23.88% of total beneficiaries opined that more rural e-DISHA Centres should be opened for lessening the burden of existing e-DISHA Centres. 14.92% of beneficiaries think that having more service windows in e-DISHA Centres can make them more efficient.
5. It is expected that e-DISHA officials help and guide the citizens in availing the services. On aggregate basis 93.3% officials guided and helped the citizens. In Panchkula, Panipat and Gurgaon all the employees helped the citizens. In Mewat, however, only 65% of the employees guided and helped the citizens
6. With provision of grievance redressal mechanism, it is obvious that complaints can be filed against erring officials. The percentage of total officials against whom any kind of complaint has been registered for not adhering to the prescribed time limit was very low (24.8%). 75.2% of the total officials at e-DISHA Centres stated that their names have never figured in any complaint.
7. For improving the working of e-DISHA Centres it is necessary to recruit more staff at e-DISHA Centres



## **PRICE DISPERSION IN AGRO FOOD PRODUCT RETAIL MARKET IN PUNJAB**

- **Objectives**

A study was conducted to compare variations in retail prices in different locales. Along with this, the situation of price rise, productivity and consumption of various food items of India and Punjab was also researched.

- **Findings**

1. The wholesale price index (WPI) shows a tremendous rise in the prices of vegetables from the base year 2004-05 to June, 2014. During this period, the WPI of tomatoes increased by 9899.9% and of onions by 202.8%. After the vegetables, the WPI of

condiment and spices sharply increased. The common price index (CPI) of the working classes illustrates it has adversely hit the agricultural workers.

2. The production of the highly inflated food items like pulses, oilseeds which has the imports of around Rs.29860 crores in India, spices, vegetables and fruits is not significant in proportion to the consumption
3. The growers of vegetables accept it is not profitable to grow vegetables. The vegetables are highly perishable and prices are volatile. Moreover, the marketing system, due to involvement of artias, is quiet complex and not favouring farmers. The growers of vegetables at commercial level demand direct tie up with shopping malls.
4. The government should identify states and within states the districts should be marked to grow vegetables, fruits and pulses etc. The necessary technical knowhow and subsidised inputs should be provided by government
5. The landless agricultural labourers should be trained to grow vegetables and fruits and given small plots out of village common land to grow vegetables with this the demand of vegetables at village level and surrounding urban areas will be fulfilled.
6. In rural areas, the cooperative provision stores should be strengthened which are already functional and managed by cooperative credit societies in many villages. In these villages in which these stores are dysfunctional may be started by the intervention of state;
7. In urban areas, the shopping malls should be started which will fulfil the demand of upper strata of society. Moreover, with the price competition the variation in prices in retail markets will come down;
8. The commission agents should be directed that in the local mandis, first preference will be given to the local produce of the area;
9. Hoarding of essential products may be checked by liberal imports of the agro products. Similarly, exports should be curtailed of inflated food items; Billing of essential food items should be mandatory at the grocery stores. It will not only create revenues but will safe the interests of consumers.

## **SOCIAL PROTECTION PROGRAMME IN PUNJAB A REVIEW OF EXISTING SOCIAL PROTECTION PROGRAMMES**

### • **Objective**

This study assesses the effectiveness of core social protection programmes in Punjab using the following criteria. (1) Coverage (2) Targeting efficiency (3) Potential Impact on household welfare. The study is a largely quantitative assessment based on two subsequent rounds of NSSO (Household Consumption Expenditure and Employment-Unemployment) data, National Family Health Survey-3 (NFHS-3) and official government documents.

### • **Findings**

1. Five main findings emerge from the study. Firstly, the expenditure incurred on various aspects of social protection is very low in Punjab compared to other similarly developed states of India as well as the all India average. Punjab has consistently lagged behind other states of India in terms of social sector spending.
2. Secondly, many of the social protection programmes in Punjab have very low coverage rates which imply exclusion errors are very high. Our analysis of schemes operating at the national level such as Integrated Child Development Scheme (ICDS), Targeted Public Distribution System (TPDS) and Mid Day Meal Scheme (MDMS) implies that coverage in Punjab is very low compared to other major states, as well as the national average.
3. Thirdly, although the beneficiaries are disproportionately from poor households, non poor households (with monthly per capita consumption expenditure above the official poverty line) are also benefiting from the schemes, hence inclusion errors are also a problem.
4. Fourthly, across caste groups beneficiaries from SC/OBC households exceed beneficiaries from other caste groups. The analysis of the scheme across household type has shown that coverage is especially high in case of agricultural labor households and casual labor households. This may be due to the fact that there is an element of self selection in the schemes

5. Fifthly, there is some degree of geographic variation in programme coverage across districts implying heterogeneity in the effectiveness of delivery services.
6. Sixthly, there has not been any in depth analysis on the impact of the schemes on household welfare (unlike in other states of India), especially for those households which belong to economically and socially vulnerable groups. This constitutes a gap in literature which can be fulfilled by detailed field studies on the same.

---

**SOURCE COUNTRY PERSPECTIVES ON THE MIGRATION OF HIGHLY TRAINED HEALTH PERSONNEL: CAUSES, CONSEQUENCES AND RESPONSES (UNIVERSITY OF OTTAWA, CANADA)**

**• Backdrop**

The migration of highly skilled health professionals from developing to developed nations has increased dramatically in the years 1990-2010 in response to a range of social, economic and political factors. The consequences of this shift in health human resources are of critical importance to health outcomes and the overall sustainability of health systems in many of these 'source' countries. These consequences have become much more salient in the ongoing debate about the reliance of some high income countries – including Canada, the U.S., the U.K., New Zealand and Australia – on health workers who migrate from lower income countries.

The study focuses on the migration of highly skilled health professionals working in management, planning and education from the Philippines, India, South Africa, and Jamaica.

**• Objectives**

- Joining a growing international research and policy network examining the health equity impacts of the international migration of highly skilled health workers.
- Developing a strong local evidence base of migration causes, consequences and responses in conjunction with other national contexts.
- Benefiting from findings in three other countries, and from up-to-date arguments for and against health worker migration taking place in international policy circles

## • Findings

The study looked at the international migration among the Health Professionals from Punjab to other countries. The three main questions who, why and how migrate was addressed in the study. Across health professionals around 20 percent of the sample reported of actively persuing migration abroad, nurses have shown more interest in outmigration as compared to doctors and pharmacists. But likelihood to outmigrate was not limited to job profession as location as well as type of education received also influenced migration. Health professional from urban centres and those who have gone for education in private institute are more likely to migrate outside. Increase in level of income as well as better quality of life and career advancement are the pull factors that influenced people to migrate abroad. The high cost of living was the biggest push factor.

# ON – GOING RESEARCH STUDIES

---

## **PROPOSAL FOR DYNAMICS OF HANDLOOM INDUSTRY: UNDERSTANDING THE HILL VALLEY DIVIDE IN MANIPUR (SCHEDULED TRIBE CATEGORY) (ICSSR)**

- **Objectives**

The ongoing study intends to examine how the participation in and location within the handloom industry, of diverse social and ethnic groups, provides the context or is perceived as a basis for collective grievances of the hill and valley people in Manipur. The findings of this study will help design appropriate policies that address the concerns of the various stakeholders in the handloom industry in Manipur and also establish the general significance of incorporating social and cultural dimensions in policies that are to do with economic life of the people

---

## **PROPOSAL FOR STATUS OF DALITS DEVELOPMENT IN HARYANA (SCHEDULED CASTE CATEGORY) (ICSSR)**

- **Backdrop**

Though the public policy-making apparatus in the country has more often been characterized by the failure to anticipate needs, impacts and reactions that could have rationally been foreseen before implementing welfare policies both at State as well as National level, but before alleging policy makers responsible for failure/success, the study will look into the role played by the implementing agencies in execution of welfare policies, plans and schemes for SCs and BCs in Haryana

- **Objectives**

The ongoing study examines various government schemes, policies and programmes initiated by the Government of India and the State Government for the development of Scheduled Castes (SCs) and Backward Castes (BCs) in Haryana.



The study also looks into the Scheduled Caste Sub Plan (SCSP) guidelines issued by the Planning Commission of India in 2006, and reviews the revised SCSP guidelines in 2013. In the light of SCSP guidelines, this section investigates sector-wise allocation of funds and expenditure in the State Government's Annual Budgets for the welfare of SCs in Haryana. Financial Year (FY) 2007-08 has been used as a basis for statistical analysis of the State's Annual Budgets and SCSP allocations up to the FY 2013-14. Furthermore, the study comprises statistical analyses of schemes i.e. Social Development Sector, Education and Employment for the welfare of SCs and BCs run by the State and Centre Government

# ANNOUNCEMENTS

---

**ACTION PLAN WITH REGARD TO MEMORANDUM OF UNDERSTANDING (MOU)**  
**BETWEEN INSTITUTE FOR DEVELOPMENT AND COMMUNICATION (IDC), CHANDIGARH;**  
**PANJAB UNIVERSITY, CHANDIGARH AND MRS PUNJAB POLICE ACADEMY (PPA),**  
**PHILLAUR**

- **Backdrop**

The Institute for Development and Communication (IDC), Chandigarh and the Department of Police Administration, Panjab University (UIEASS), Chandigarh and the Maharaja Ranjit Singh Punjab Police Academy (PPA), Phillaur (Punjab) have entered into a Memorandum of Understanding. Following are the key aspects of this Memorandum.

- **Objective / Purpose**

- a. The purpose of this cooperation is to develop the academic excellence for high quality training to police personnel and community members of Saanjh Programme with a regional approach and for achieving global standards.
- b. The co-operation will mainly focus on four types of training activities
  - 1) revisit curriculum for training of police personnel and relevant pedagogy
  - 2) engagement for holding of training through short duration courses
  - 3) develop manuals and resource materials for training and trainers
  - 4) in-service faculty development programmes. The training activities will be undertaken by charging / receiving mutually agreeable fee for each activity
- c. The three institutions shall have a mutual responsibility for a successful development of this co-operation. They will plan and execute mutually agreed programmes in co-ordination with each other
- d. All institutions shall designate a contact person to co-ordinate the co-operation. This memorandum is valid for a three year period commencing from January, 2015. Thereafter the co-operation shall be reviewed and mechanisms established accordingly

## **RECOGNITION OF IDC AS PH.D CENTRE FOR THE PANJAB UNIVERSITY, CHANDIGARH**

For promotion of research in social sciences, Panjab University has approved the Institute for Development and Communication (IDC) as research centre. The decision will enable the students of the university to enroll under faculty of CRRID and IDC, both city-based social research think tanks, for PhD.

The students of the varsity can now enroll under any faculty of the institute, who are eligible to act as supervisors as per the laid down guidelines of University Grants Commission (UGC). Terming it a positive step, IDC director Parmod Kumar said the move would help in promoting research in social sciences in the region. "The students and faculty of the university can attend our courses and share our data and use our methods for the purpose of research," he said.

# SEMINARS / WORKSHOPS / TRAINING CONDUCTED

---

## **LEADERSHIP: LEADING LESSONS FROM SWAMI VIVEKANANDA: MR. SUDHIR BAWAZA, USOL, PU, CHANDIGARH (MAY 05, 2014)**

Today the domain of leadership by the Euro centric competency models, where the focus of development training spins around technical skill, cognitive abilities and emotional intelligence. The performance of leaders in the corporate world is still measured by profitability parameters. With this backdrop a conference was held on 5th May 2014 at IDC to evaluate whether Swami Vivekananda's idea of leadership driven by values of service, humanity, compassion and moral courage holds any relevance in today's ever changing dynamics. And whether if indeed a modern leader adheres to Vivekananda's ideals, will he be successful and stay ahead of his peers.

## **SYNOPSIS ON RTI ACT AN EMPOWERING MECHANISM: ITS SCOPE, USAGES AND IMPACT IN HIMACHAL PRADESH: ANUPAMA SHARMA (MAY 23, 2014)**

Anupama Sharma, research scholar at the School of Communication Studies, Faculty of Arts presented a lecture on the scope, Usage and Impact of the RTI (right to information) act in Himachal Pradesh. In her presentation she discussed her ground work in the state in the year 2012, her findings and interpretations on those findings.

She pointed out that even though the RTI act (incorporated by the UPA government in 2005) can serve as a strong weapon in the hands of the common man, the loop holes in its implementation has left little improvement as far as corruption is concerned even after 9 years of its introduction.

Her research focuses on identifying the various causes behind inconsistencies in the modus operandi of the RTI act. Specifically in the state of Himachal Pradesh.

Himachal Pradesh (HP) is ranked 3rd in development yet lacks proper infrastructure for

dissipation of information, largely due to the majority of population being rural. There is strong urban rural divide in the state. The state has acute inequalities in gender, education, nutrition and overall exposure. The diversity and the varying socio-economic status of the people make HP an ideal site for research into a uniform and state wide policy like RTI since identifying gaps in the implementation of RTI in HP can provide a framework for implementation for the rest of the country.

## **ROUNDTABLE DISCUSSION ON DECODING 2014 LOK SABHA ELECTION: CHALLENGES AND PROSPECTS (MAY 27, 2014)**

On 27<sup>th</sup> May 2014, the Institute for the Development and Communication (IDC) hosted a roundtable seminar to evaluate the many unique intricacies of this election. Number of distinguished political scientists participated in the seminar.

### **The evolution of regional parties**

Dr. Pramod Kumar (Director, IDC), initiated the discussion by analyzing factors shaping political discourse in the country. He remarked, 'This election saw the regionalization of national Parties and nationalization of Regional Parties' Another interesting observation made by him was how the Regional Parties who have done well are the ones who remained equidistant from the two big players- the Congress and the BJP.

### **Personality based election**

It has been a while since personalities like Indira Gandhi, Rajiv Gandhi have emerged, personalities who were perceived as 'National Icons'. Public response to individuals such as Kejriwal and Modi indicate the reemergence of icons in the institutionalized level.

### **The emergence of alternative politics**

The election saw the discourse for alternative politics come alive. The popularity of AAP in the initial stages shows that people are in the process of evolving new alternatives rather than following the status quo. State wise data was evaluated in the seminar. Punjab is the only state where there wasn't a shift towards the BJP. It is also the only state where AAP has done well. It was discussed how in many states people in large numbers opted to vote NOTA. It was discussed that in Punjab, AAP might have been perceived as a substitute for NOTA.

### **Moving away from caste politics**

Coming to the campaign politics, it was discussed how the BJP for the first time moved away from caste politics and focused more on the sub-caste dynamics. Particularly in Uttar Pradesh, the BJP tilted towards the sub castes (Sankars, Pasi) and eventually linked it to religion.

### **Is this the end of 'dynasty' politics?**

Dr. Paul Wallace remarked on the 'dynasty' question. Does this election show the 'dynasty' politics have come to an end? The defeat of the: Gandhi family in the centre, the Mulayam family in U.P, the Abdullah family in the North indicates that coming from a long line of politicians will pinch more than pamper in the future.

### **The southern flavor**

He also mentioned how even among all the supposed 'Modi Wave' the south has still retained its 'unique political flavor'. Even with elaborate campaigning, enormous media exposure the Modi campaign found it difficult to register itself much in the south.

Dr. Paul Wallace concluded the seminar by stating that Modi has successfully portrayed himself as the 'dream catcher' - a leader who has projected himself to the aspirations of millions of Indians.

---

### **ROUNDTABLE ON BOOK "THE WARRIOR STATE" BY T.V. PAUL (JUNE 18, 2014)**

On 18th June, the Institute hosted Professor T.V Paul in a roundtable seminar introducing his book to our indigenous scholars and scientists. The launch was followed by a Q&A session with the author.

In his new book *The Warrior State*, Professor T.V Paul (Lecturer, International Relations McGill University, Montreal, Canada) provides a new approach in conceptualizing the socio-economic volatility of Pakistan. Prof. Paul attempts to find an answer to a daunting question regarding Pakistan which has riddled scholars—Why, in an era when countries across the developing world are experiencing impressive growth and building democratic institutions, has Pakistan been such a conspicuously weak state? Prof. Paul argues that the root cause of Pakistan's

inability to progress is a 'geostrategic curse'- akin to the 'resource curse' that plagues oil-rich autocracies.

### **Never ending conflict`**

The country has always found itself in major political struggles. The US-SOVIET rivalry, post 9/11 terrorism issues, conflict with India are just a few examples of the financially draining and politically turbulent scenarios it has found itself in. These conflicts have paralyzed its growth and stability.

### **The vicious cycle of foreign aid**

Furthermore, no matter how ineffective the regime is, substantial foreign aid from powers with vested interests have been poured in the country. The reliability on these aids have negated any pressure on political elites to launch far-reaching reforms elites to promote growth higher standards on living and stability.

In conclusion, the attendees remarked that the book has put forth fresh perspective on an age old topic. Many found the transparent language of the book to be unique which transcends the message quiet effectively. They commended the author on his thorough and invigorating research work.

---

## **CHALLENGES TO PUBLIC POLICY – AGENDA FOR SOCIAL SCIENCE RESEARCH**

**(AUGUST 08, 2014)**

A roundtable discussion was held on 'Challenges to Social Policy; Agenda for Social Science Research' at the Institute for Development and Communication (IDC) and in association with the Mahatma Gandhi Institute for Public Administration.

Research in facilitating productive policy implementation cannot be ignored' these were the opening remarks of Prof. S.K. Thorat, chairperson of Indian Council of Social Science Research (ICSSR). He stated that, constraints on Social Science Research have handcuffed policy intervention in this country. We are deeply neglecting this arena of research. Effective policies

on law, governance and development can only be incorporated if there is holistic knowledge about our complex and paradoxical society.

Through empirical research we generate scientific knowledge which enables us to comprehend the root causes for persistent social issues and social needs. It is only then that we can develop policies or technology to eradicate these issues.

In the key note address Sarvesh Kaushal, Chief Secretary of Punjab stated, that there is a deficiency of social science research which is of more contemporary relevance. I wish there is more research conducted on relevant issues and on contemporary needs of society. We may consider setting up a task group of Academic and Research institutions, policy planners and state functionaries for Governance reforms.

**The main function of this group will be**

1. To generate knowledge for formulation of informed public policies on issues like enhancement of agriculture productivity, augmentation of state revenue, creation of employment and increase in employability of youth through skill development, improving quality of public services including education and health, environment sustainability, special issues relating to inclusive growth with special reference to Women, Dalits and poor.
2. Special focus shall be given to social issues like drug addiction, female foeticide, farmer's suicide, out-migration for comprehensive research based policy formulation;
3. Evolving citizen centric implementation strategies;
4. Formulation of corresponding capacity development packages for government functionaries and other support institutions;
5. Developing networks for dissemination of government policies. and programmes



## **ROUNDTABLE ON PUNJAB ECONOMY OF TOMORROW (NOVEMBER 19-20, 2014)**

A Roundtable Conference was held at IDC on 19th and 20th November, 2014 to evaluate the current state of Punjab economy and the direction of its further development. Almost all the leading economists and social scientists of Punjab and some from the neighbouring states and Delhi participated in the roundtable. A number of senior civil servants of Punjab and Centre also attended the roundtable. The keynote address was delivered by Dr. Pramod Kumar, Director IDC and valedictory address was given by Sh. Suraj Hussain, IAS, Secretary, Govt. of India, Minister of Food Processing Industries. Sh. Suresh Kumar, IAS, Finance Commissioner Development, Punjab Chaired the technical session on Agriculture and Sh. R.I. Singh former Chief Information Commissioner (Punjab) chaired the technical session on Industry, and Professor Swanjit Mehta chaired the technical session of gender studies and inclusive development.

The main conclusions and policy implications of this roundtable may be summarised as:

### **I. Strategies for Sustainable Agriculture Development**

The main concern of experts on agriculture was problems faced by small and marginal farmers. The small and marginal farmers have not been able to share the benefits of various schemes run by the state adequately. Moreover, the small and marginal farmers have inadequate access to institutional credit. The dependence on non-institutional credit of these farmers pushes them into 'debt trap'. The small and marginal farmers are under great pressure to leave agriculture as they are not able to generate enough income from it to meet their needs. Secondly, the experts also expressed their concern on the existing wheat and paddy dominated cropping pattern in the state. They were of the opinion that water table in the state is depleting fast and Punjab should shift area out of rice cultivation to other crops. For further development of Punjab agriculture the experts suggested:

- (i) To help the farmers in using modern machinery at reasonable cost they strongly recommended cooperative farming. To free the small farmers from dependence on moneylenders. They recommended cooperative credit system in the state.
- (ii) The experts suggested that the strengthening cropping pattern should be based upon the agro-climatic conditions of the state. The area under paddy should be

reduced and transplantation of paddy should start only after 20<sup>th</sup> June. They also recommend the promotion of basmati rice cultivation that uses less water.

- (iii) The research and extension work in agriculture should be strengthened by allocating more funds. The public and private research should be made more pro-farmer.
- (iv) The state should adopt Maharashtra model to promote commercial horticulture crops.
- (v) The state should promote agro processing industry and ease norms to attract investment in this sector. Taxes should be lower relative to other states for procuring raw materials for agro-processing industries. For example, in Punjab owners of flour mills purchase wheat from other states because in Punjab tax is 13% on such purchase which is highest than other states.

Sh. Suresh Kumar, IAS, Chairman of the session strongly recommend that states like Punjab should be given more autonomy to devise their own agricultural policy; rather than being forced to follow the Central Govt. devised policy which many times does not suit the state.

## **II. Industrialisation in Punjab**

In this session, the experts discussed the process and pace of industrialisation and its characteristics in Punjab in the overall global context. The session was chaired by Sh. R.I. Singh, former Chief Information Commissioner (Punjab) who highlighted how industrial projects get delayed in execution despite the clearance given by govt. in time.

The process of deindustrialisation is fast in western world and the service sector is growing fast. Similarly, in Punjab the service sector is growing fast, relatively to industry. In Punjab there is need of industrialisation on the pattern of East Asian countries model. Historically, the industrial growth in Punjab was fairly limited and restricted to agro-processing and agro-machinery. Still, in Punjab, Food and Beverages and textiles have high concentration followed by transport equipment industry and other fabricated metals.

## **Strategies to Promote Industries in State**

The main industries in state that may be developed are agro-processing, textiles and automobile. Moreover there is need for:

- Modernisation of traditional industries;
- Special support for metal products industry;
- Infrastructural development relating to industry;
- Upgradation and skills development.

## **III. State of Public Finance in State**

The issue of public finance and especially the per capita net state domestic product is debated by academics and media over the years in Punjab. In this roundtable one technical session was especially focused on the public finance of Punjab.

Since 1986, the state has become debt ridden and debt stressed. However, the state has improved its revenue receipts from 2010-11 to 2013-14 during this period; the total revenue receipts increased by almost 50%. But the burden of committed expenditures, which is estimated at about 90% of total revenue receipts reduces the money available for social sector expenditures. Punjab has also reduced the fiscal deficit during past years and achieved the targets laid down by the 13th Finance Commission. During 2012-13, the fiscal deficit was 3.5% of GSDP and it came down to 2.58% in the financial year of 2013-14.

## **Strategies**

- Impose Fresh Taxes;
- Increase Tax Rates;
- Improve tax compliance by simplifying tax procedures and shifting over to e-filing of all the returns;
- Disinvestment of loss making state public enterprises;
- Rationalize subsidies;
- Control over unproductive public expenditure.

## **IV. Health and Education**

In the session on health and education, the experts showed their concern on the widening gaps in the health and education infrastructure in rural and urban areas. In education, the infrastructure in schools in rural areas is not adequate and schools teacher positions are vacant. The majority of the rural people almost 85% can't afford higher education.

In health the reliance is increasing on private health sector and expenditure on government health sector has stagnated. The private health sector is largely unmonitored and unregulated with no norms with regard to quality or price of treatment in the state.

### **Policy Implications**

The state needs radical reforms in health and education policy:

#### **Health**

- Improving quality of public health services;
- Controlling over growing private health sector;
- Increase community participation (through PRIs and LUBs) in health institutions.

#### **Education**

- Skill development;
- Fill the vacant posts of teachers in schools;
- To bridge the gap in rural and urban areas in the skilled workforce;
- Exchange the quality of skills in the state.

## **V. Gender and Social Exclusion**

No doubt Punjab has upper hand in comparison to India in terms of female literacy, life expectancy and enrolment in higher education. Still, the domestic violence is the highest, it is 96% among the scheduled caste community (SC) followed by non-SC Hindu (85%) and non-SC sikh communities (82%) and high preference for male child.

Secondly, it has pointed out that the recent economic growth is not inclusive. It was emphasised that neo-liberal market economy only strengthens the hands of the capital rich

upper castes by making it almost impossible for the capital starved untouchables to participate in the glamorous domain of finance capital.

To sum up, the experts emphasized that despite fairly high level of development and better governance, there are many problem areas in the state's economy that need serious attention of the Government and policy makers. The change in cropping pattern and the small and marginal farmers need special attention and the focus should be on development of agro-industries. The infrastructure in health and education should be strengthened, particularly in the rural sector.

---

### **ROUNDTABLE ON GENDER VIOLENCE AND ACCESS TO JUSTICE: ASSESSMENT, ANALYSIS AND POLICY (DECEMBER 02, 2014)**

A roundtable conference on Gender Violence and Access to Justice : Assessment, Analysis and Policy was organized by the Institute for Development and Communication, India and International Development Research Centre, Canada. The chief guest in the event was the Union Minister of Women and Child Development, Smt. Maneka Sanjay Gandhi. Experts, academicians and civil society organizations participated in the seminar.

The union minister suggested that 33 percent of police personnel in every police station should be women. This would institutionalize an automatic sensitization towards crime against women. Emphasizing the need for setting up swift and efficient crisis centres for female victims it was discussed that Women's helplines cannot be completely successful till there is a one stop solution for women affected by violence especially rape. Smt Gandhi said such a solution will be provided at these crisis centres which the ministry proposes to set up and will be manned by nurses, psychologists, social workers, police among others.

It was also highlighted in the seminar that economic power is the main tool for gender equality. For this women must be trained to become financially independent. The ministry is already working on the Beti Bachao Beti Padhao Scheme in 100 districts of the country with emphasis on awareness and advocacy through media and secondly by insisting on institutional deliveries

the minister explained. Furthermore, a massive revamp of the Anganwadi system is also under process.

Smt Maneka Gandhi launched the book 'Gender Identity and Violence – Female deselection in India' by Dr. Rainuka Dagar in the seminar.

### **TRAINING FOR THE PERSONNEL OF SAANJH KENDRAS OF PUNJAB POLICE (JANUARY 28, 2015 TO FEBRUARY 04, 2015; TOTAL 5 TRAININGS)**

From 28th January to 3rd February, the Institute for Development and Communication together with the Punjab Police, conducted a training course for officers (ASI, SI and Inspectors) in - charge of District and Sub-division Saanjh Kendras. The training was conducted in 5 batches (approx. 50 participants each) encompassing all the regions of Punjab.

#### **Overview of whole Programme**

Workshops were held on different facets of community policing. The aim was to make the participants more trained and equipped to carry out their duties and responsibilities (under the purview of the Saanjh Kendras) swiftly and efficiently. Functioning of District and Sub-Division SAANJH Kendras and Inter-police and Intra-SAANJH Kendras co-ordination was the core topic along with understanding about community policing and dispute resolution.

<b>TRAINING IN 5 BATCHES</b>			
<b>Trainees</b>	<b>Training Programme</b>	<b>Approximate Number of Trainees</b>	<b>Number of batches</b>
In-charges' CPRC and CPSC	Functioning of District and Sub-Division SAANJH Kendras and Inter-police and Intra-SAANJH Kendras co-ordination	250	5 (50 persons in each)

## Curriculum

Five days of interactive lectures were held on the following topics:

- Counseling techniques for dispute resolution
- Police Public Partnership,
- Administrative structure and functions of *Saanjh Kendras*,
- Role of community policing officers
- SAANJH Software and Networking Problems

The officers were briefed on various techniques and tools they can rely on to perform the following range of responsibilities:

- Oversee timely and accurate service delivery
- Supervising sub-ordinates and delegating duties
- Building rapport with the community and addressing their problems
- 

<b>Pre-Session</b> (10.00-10.30AM )	<b>Registration and completion of Proformas</b>
<b>Session I</b> (10.30 – 11.15 AM)	<i>lecture on</i> <b>Community Policing: Police Public Partnership</b>
<b>Session II</b> (11.15– 12.15 PM)	<i>lecture on</i> <b>Saanjh Kendras:</b> <b>Administrative structure and functions</b> <i>lecture on</i> <b>Role of community policing officers</b>
<b>Session III</b> (12.30 – 1.30 PM)	<i>lecture on</i> <b>SAANJH Software and Networking Problems</b>
<b>Session IV</b> (1.30 –2.30 PM )	<i>lecture on</i> <b>Counseling techniques for dispute resolution</b>

**Date** – 28<sup>th</sup>, 29<sup>th</sup>, 30<sup>th</sup> January & 3<sup>rd</sup>, 4<sup>th</sup> February

**Venue** – **Conference Hall, Institute for Development and Communication**

On 28th January, Anita Punj, IGP inaugurated the training programme. She addressed the officers, and spoke on the past, present and future of the SAANJH programme.

On 28th, 29th, 30th (January) & 3rd, 4th (February) Mr. Harsh Chopra (Research Officer (SAANJH PROGRAMME), IDC) delivered lectures on the administrative structure of the SAANJH Programme

Prithpal Singh and Manpreet Singh from the SAANJH Central Server (Ludhiana) made presentations on the newly designed SAANJH software.

Lectures on dispute resolution were given by Dr. Jitendra Mohan (pictured left), professor Department of Psychology, Panjab University; Rakesh Malik DGP (Retd.) and Professor Ronki Ram (pictured below), Department of Political Science, Panjab University

On 28th, 29th, 30th (January) & 3rd, 4th (February) Professor S.L Sharma, Director Research and Training (IDC) (pictured left) spoke to the officers about the difference between conventional policing and community policing

#### Resource Material Distributed

##### **SAANJH Services Pamphlet (English),**

All the services offered by the SAANJH Kendra were compiled in a single booklet and handed out to the attendees of the SAANJH Training Sessions.

##### **Community Policing Pamphlet (Punjabi),**

##### **SAANJH Administrative Structure Pamphlet (Punjabi)**

##### **SAANJH POLICE PUBLIC PARTNERSHIP (Punjabi)**

---

#### **WORKSHOP ON MONITORING AND EVALUATION FOR IG ZONES AND DIG RANGES**

##### **(MARCH 11, 2015)**

On March 11th 2015, the Institute for Development and Communication together with the Punjab Police conducted a workshop for IGs and DIGs to discuss functioning norms of the SAANJH Kendras. Furthermore, the workshop was a platform for clearing any queries and voicing doubts which the officers had. Improve efficiency, better citizen satisfaction, conditioning of personnel, time-bound service delivery, and better communication between all



the tiers were some of the aspects discussed in the workshop. The workshop was chaired by Director IDC, Dr. Parmod Kumar and DGP of Police, S.K Sharma.

### Resource Material Distributed

#### **Saanjh : Saanjh Committee and Advisory Board Manual (English)**

A manual was constructed to detail functions, roles and regulations of the SAANJH committee and SAANJH Advisory Board. The manual provides information and prerequisites on pertinent topics such as:

- Duties and Responsibilities of Saanjh Committee and Saanjh Advisory Board
- Rules and Regulations regarding creation of Saanjh Committee and Advisory Board
- Rules and Regulations regarding selection of members
- Rules and Regulation regarding priorities, functioning norms, budget detailing, allocation of duties of the SAANJH committee and SAANJH Advisory Board.
- Rules and Regulations regarding disbanding of Saanjh Committee and Advisory Board

#### **SAANJH: Guidelines and Indicators for Monitoring and Evaluation of Saanjh Kendras (English)**

- A monograph was published with monitoring and evaluation tools to better equip community policing functionaries to regulate programme and respond to situational needs. The tools detailed in the monograph shall enable functionaries to gauge the progress achieved towards aims/purposes for which the SAANJH Kendra have been set up. It shall also help understand and measure the level of awareness ,acceptance and satisfaction amongst local community in regard to Saanjh Kendras.

**TRAINING ORIENTATION RESOURCE CENTRE (TORC)/EMPANELLED TRAINING INSTITUTE (ETI)**

18 Training orientation for N.S.S. Programme officers have been conducted. 571 teachers were provided training. These teachers were mainly drawn from Jammu & Kashmir, Himachal Pradesh, Chandigarh and Haryana. Training was conducted in Jammu & Kashmir at Kashmir University, Srinagar, Kurukeshtra University, MDU Rohtak, BPSM Khanpur Kalan Sonipat, CCSHAU Hissar and Faridabad in Haryana, Agricultural University Palampur in Himachal Pradesh and at IDC Campus (Chandigarh).

Workshops were conducted for the PO's by IDC on themes such as Environment Enrichment and Role of N.S.S. volunteers, Child abuse and Role of Teachers, Gender Justice and Women Development, Adolescent Reproductive Health, Child Survival and Safe Motherhood, HIV/ AIDS: Awareness Program. Use of Audio-Visual aids and multimedia by experts made the presentation more impressive, lively and easy to grasp. This aided in the dissipation of first- hand knowledge, information, and experience and made them more aware regarding different problems.


They discussed reproductive health problems with them and made them aware of HIV/AIDS by distributing pamphlets and educational material. Besides this, the trainees were educated about child survival and safe motherhood, adoption of safe sexual practices to prevent HIV/AIDS. The workshops were conducted both in English and Hindi. Accommodation for the attendees was provided by the Institute. Officers who have showed exceptional commitment and sincerity were facilitated by the Institute.

# BOOKS-MONOGRAPHS

---

**GENDER, IDENTITY AND VIOLENCE: FEMALE DESELECTION IN INDIA (DR. RAINUKA**

**DAGAR) 02.12.2014**




This book spans critical socio-historical contexts and examines the practice of selective right to life. It views the effects of militancy and khaap panchayats, and studies women's rights discourses and protective legal reforms. The gender imbalance is mapped globally and analysed in the specific conditions of the Indian states of Punjab and Haryana. The book examines the inter-linkages of gender hierarchies with male child preference and warns that theoretical analysis limited to female foeticide alone cannot address gender inequalities or change the cycle of violence.

This will be valuable for scholars and researchers of gender and women studies, sociology, politics and population and demographic studies. It will also be indispensable for women's rights activists, NGOs, policy makers, government bodies, and those studying health and family planning.

## **GOVERNANCE UNBOUND: PUBLIC SERVICES, PLAYERS AND RULES OF THE GAME**

**(R.N. GUPTA) 14.02.2015**




This book answers pertinent questions such as

- Why more than 50% of labour in the organised sector is 'shadow' labour?
- Why more than 50% of food subsidy is misdirected or misappropriated?
- Why the rate of conviction in criminal cases is abysmally low?

Questions such as these as well as outcomes of otherwise well intentioned public policies and programmes in India, ranging from need based services, such as caste certificates, to public goods – education, control of crime and corruption have been discussed in this book.

The book explains how the problem does not lie in the policy design, implementing structures or incompetent officials, but lies in the unimaginative rules of the game which appears to ignore the incentives and behaviour of the human actors involved and are mainly concerned with filing forms and filling returns. It is argued here that Governments would do well to design appropriate rules and institutions which are compatible with the incentives of players not as econs, angels or demons, but as humans.

## **GENDER NARRATIVES AND ELECTIONS: MANDATE FOR SAFETY, DEVELOPMENT OR RIGHTS? (DR. RAINUKA DAGAR)**

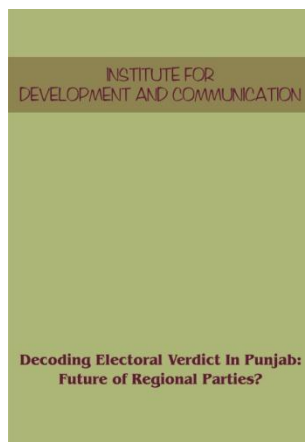


Gender in Indian elections continues to remain under-represented in numbers and ideological persuasions. Women-related concerns, however, formed an engaged part of mainstream electoral politics rather than being presented as standalone issues as in earlier elections. The elections echoed with girl child education, maternal health, job opportunities for the qualified and protection from sexual abuse. A monograph was published in order to map the mandates for gender safety, development and rights in the 2014 Lok Sabha elections.

---

## **DECODING ELECTORAL VERDICT IN PUNJAB: FUTURE OF REGIONAL PARTIES?**

**(DR. PRAMOD KUMAR)**



A monograph was published to analyze the characteristics of the 2014 Lok Sabha Elections. Further, this study also attempts to examine the validity of the hypothesis that 'Modi's phenomenon' has been largely shaped by semi-urban and urban aspiring classes and has to be understood through urban prisms.

This monograph attempted to decode the electoral verdict in Punjab as well by discussing pertinent questions such as why the Bharatiya Janata Party (BJP) along with its ally the Shiromani Akali Dal (SAD) could not maintain its electoral position in Punjab? How did the Aam Admi Party (AAP) win only in Punjab? How come the so-called 'right wing shift relating to role of state' in right wing ruled state of Punjab could not garner more votes for the BJP-Modi led

coalition? Why Narendra Modi's charisma as a leader could not win votes even for a stalwart like Arun Jaitley with an unblemished image in Punjab?

---

## **SAANJH – RESOURCE MATERIALS**

### **SAANJH Services Pamphlet (English),**

All the services offered by the SAANJH Kendra were compiled in a single booklet and handed out to the attendees of the SAANJH Training Sessions.

### **Saanjh : Saanjh Committee and Advisory Board Manual (English)**

A manual was constructed to detail functions, roles and regulations of the SAANJH committee and SAANJH Advisory Board. The manual provides information and prerequisites on pertinent topics such as:

- Duties and Responsibilities of Saanjh Committee and Saanjh Advisory Board
- Rules and Regulations regarding creation of Saanjh Committee and Advisory Board
- Rules and Regulations regarding selection of members
- Rules and Regulation regarding priorities, functioning norms, budget detailing, allocation of duties of the SAANJH committee and SAANJH Advisory Board.
- Rules and Regulations regarding disbanding of Saanjh Committee and Advisory Board





## SAANJH : Guidelines and Indicators for Monitoring and Evaluation of Saanjh Kendras (English)

- A monograph was published with monitoring and evaluation tools to better equip community policing functionaries to regulate programme and respond to situational needs. The tools detailed in the monograph shall enable functionaries to gauge the progress achieved towards aims/purposes for which the SAANJH Kendra have been set up. It shall also help understand and measure the level of awareness ,acceptance and satisfaction amongst local community in

regard to Saanjh Kendras.

Apart from the above other resource material published were

### Community Policing Pamphlet (Punjabi),




ਭਾਈਚਾਰੇ ਦਾ ਸਮਰਥਨ  
ਅਤੇ  
ਪਬਲਿਕ ਕਮਿਟੀਆਂ ਦਾ ਨਿਰਮਾਣ

INSTITUTE FOR DEVELOPMENT AND COMMUNICATION

### SAANJH Administrative Structure Pamphlet (Punjabi)

### SAANJH POLICE PUBLIC PARTNERSHIP (Punjabi)



Administrative Structure  
and Functioning for  
SAANJH

INSTITUTE FOR DEVELOPMENT AND COMMUNICATION

