

Annexure to the  
Second Status  
Report

ANNEXURE TO INTRODUCTION .....	3
ANNEXURES TO CHAPTER 2: FISCAL MANAGEMENT IN PUNJAB .....	13
ANNEXURE TO CHAPTER 3: BASIC CIVIC SERVICES AND CIVIC REGULATORY SERVICES.....	25
ANNEXURES TO CHAPTER 4: RECOMMENDATIONS ON SOCIAL SECURITY AND WELFARE PROGRAMME.....	27
ANNEXURES TO CHAPTER 5: POLICE STATION REFORMS.....	59
ANNEXURES TO CHAPTER 6: INSTITUTIONAL FRAMEWORK FOR DELIVERY OF SERVICES .....	64
ANNEXURES TO CHAPTER 7: COMBATING FEMALE FOETICIDE.....	73

**Annexure 1**

**TERMS OF REFERENCE**

- (i) This Commission has been set up to improve the welfare of the disadvantaged, marginalized and deprived sections in Punjab and achieve good Governance based on high ethical standards. The motivation for the Commission comes from the fact that the present system of governance is not optimally suited to the challenges of unequal access of social programs and skewed distribution of benefits of the various economic programs based on gender, caste and class. The mandate of the Commission is to suggest changes in the processes, procedures, rules regulations and design of the public services and in respect of the social development programs to improve the delivery of services, ensure dignified access of these services to the disadvantaged, marginalized; and deprived sections of society including women.
  
  - (ii) The Commission will identify the vital schemes, programs and services of the Government of Punjab that affect the welfare of people and document in detail the existing procedures, rules regulations and the design of public service and social development programs. Based on 'best practices' in other States and other welfare-oriented countries, the Commission will identify the changes that ought to be introduced.
  
  - (iii) The Commission will work out the details of a sustainable model of governance with inbuilt provisions for consultations with the target group flexibility to the implementing agencies; customizing programs according to local needs; citizen- centric decision-making,; and ensuring accessible and hassle-free delivery of programs and services to the disadvantaged, marginalized and deprived sections.
2. The following will be the Mandate of the Commission:
- (1) Social and economic development of the economically and socially marginalized sections of the society and issues of dignity, livelihood and income generation has been the stated thrust of various government programmes. There is sufficient evidence to suggest that the benefits of these programmes

are not fully availed by the target groups due to various constraints including faulty programmes design, caste, gender and class-based exclusion, adverse selection, corruption etc. The Commission shall look into the ways and means to ensure and improve the impact of these programmes on the target groups.

- (2) The Commission will focus on improving the access of deprived and marginalized in various social and economic programs; in provisioning of basic civic services; in provisioning of social security schemes.
- (3) The Commission will also consider modalities of making access of citizens's to programs, services and schemes harassment and corruption-free by suggesting changes in processes, procedures, rules regulations and design of the public services and social development and welfare programs.
- (4) The Commission shall not only focus on delivery of civic and social services but also on procedures, norms and rules of civic utilities.
- (5) Improving the access to programs, services and schemes for the socially deprived groups will require addressing challenges of drug addiction, female sex de-selection, caste based social assertions and other social ills that have afflicted Punjab society.
- (6) To ensure corruption and harassment-free delivery of services, the Commission will suggest changes in the institutional arrangements, especially institutions that relate with the participation of grass root actors, and improvements in the grievance redressal mechanisms to ensure accountability of service providers. Use of e-governance will be suggested where required. Rights, needs and concerns of the poor and marginalized populations will be kept upfront in making these recommendations.
- (7) Improvement in social access is not possible without strengthening rights and access to law and order services; the Commission will therefore make suggestions for strengthening citizenship rights in provisioning and use of police services.

3. The Commission will be generally guided in its deliberations by the following:-

- (a) Evolve measures that reduce delays and ensure promptness in delivery of services and to suggest progressive interventions to make administration more accessible and outcome oriented. These interventions will include: process simplification; flexibility to implementing agencies; delivery systems customized to local needs; strengthening citizen centric decision making ;p facilitating accessibility of user groups to decision-making processes; augmenting facilities for submission and redressal of grievances and providing replies
  - (b) thereto; setting up consultative mechanisms for receiving suggestions, ensuring freedom of information; and, encouraging transparency.
  - (c) Optimization of existing human and financial resources and evolving equity based, sustainable models for public agencies to deliver services.
  - (d) Reducing the overlap of responsibilities of public agencies in provisioning of services, schemes and programmes and making suggestions that improve and streamline coordination between various public agencies.
  - (e) Examining the role of the third tier of government to improve implementation, execution and supervision of public programmes, schemes and services. In making these suggestions the capacity of PRIs and ULBs will be kept in mind.
  - (f) Evolve measures that help overcome the limitations of various deprived and marginalized groups in accessing public services and programs. The could be achieved by integrating rights based governance with processes- transparency and community participation in public services and programmes.
4. The Commission shall be assisted by Task Groups. The sectors, schemes, programs and services for which task groups will be formed will be decided by the Chairperson and members of the Commission. Task Group will make detailed recommendations

indicating changes required in procedures, rules regulations specifically indicating the modalities of bringing about the suggested change and the resources and other inputs required for implementation. The recommendations of the task groups will be approved by the Commission. The task group will also oversee and follow up on implementation of the accepted recommendations.

## Annexure 2

### Terms of References (ToR) Task Group – Access to Social Development

#### **Building Perspectives Creating Capacities**

Economic development, social development and environmental protection are interdependent and mutually reinforcing components of sustainable development and is the framework for our efforts to achieve a higher quality of life for all people. Equitable social development that recognizes empowering the poor to utilize environmental resources sustainably is a necessary foundation for sustainable development. We also recognize that broad-based and sustained economic growth in the context of sustainable development is necessary to sustain social development and social justice. We believe that democracy, transparent and accountable governance and administration in all sectors of society are indispensable foundations for the realization of social and people-centred sustainable development and that social development is central to the needs and aspirations of people and to the responsibilities of Governments and all sectors of civil society. We acknowledge that it is the primary responsibility of States to attain these goals. We also acknowledge that these goals cannot be achieved by States alone. All regional institutions and local authorities, and all actors of civil society need to positively contribute their own share of efforts and resources in order to reduce inequalities among people and narrow the gap between deprived and the well off in a state level effort to reduce social tensions, and to create greater social and economic stability and security.

#### **Why Social Development Task Force and what is (components of) Social Development?**

The formation of the Commission and the task forces is an acknowledgement that there is an urgent need to address profound social problems, inequities in health and education and challenges of social exclusion that affect the State. It is the task of this task force to address both their underlying and structural **causes** and their stressing **consequences** in order to reduce uncertainty and insecurity in the life of people. The task force believes that it is the commitment of the state to foster stable, safe and just societies as the overriding objectives of development. We are witnessing throughout the Indian states the expansion of prosperity for some, unfortunately accompanied by an expansion of unspeakable poverty for others. There has been progress in some areas of social and economic development: Life expectancy, literacy and primary education, and access to basic health care, including family planning, have increased and average infant mortality has been reduced in many parts of the state. Yet we recognize that

far too many people, particularly women and children, are vulnerable to stress and deprivation. Poverty, unemployment and social disintegration too often result in isolation, marginalization and violence. The insecurity that many people, in particular vulnerable people, face about the future - their own and their children's - is intensifying. The goals and objectives of social development require continuous efforts to reduce and eliminate major sources of social distress and instability for the family and for society.

**Key Concerns:** Do people need state support for social development, is wasteful expenditure or unutilized resources the major ill facing the social sector, how capacity of public actors be enhanced to achieve better outcomes from existing policies, what modifications do we need in existing policies of social development, is support of central government in the social sector a support or an impediment for achieving better outcomes in the social sector; is there a need for new programs and if so what kind and finally what is the interconnection between institutions, suppliers and policy to achieve objectives of social development. To answer these questions the task force will endeavor to do the following.

### **State of Social Development Report on Punjab**

The task force will bring out a report on the current state of Social Development in Punjab. The task force will use the available expertise in the state and outside to fulfill this task. The State of Social Development Report on Punjab will provide the basis, in times to come, for any policy making on social development. The report will deal with the methodological challenge of relating the achievements and challenges on the social front with the programs of social development on one hand and the overall direction of development on the other. In specific terms this will involve the following –

- a) The report will identify essential parameters that capture social development and will present a temporal picture of Punjab at the district level. Comparison will be done with other states of what has been achieved in Punjab on the social front and what is missing.
- b) Profile the socially vulnerable and marginalised households in the state in terms of occupation and economic activities, educational level and social background using the NSSO surveys.
- c) Provide a design evaluation of some of the important social programs of the state from the vantage point of social equity and access. The inherent framework of social programs and the implicit assumptions made in the instruments chosen to achieve social development need to be deconstructed so that appropriate lessons can be learnt for future design of social programs.



- d) Provide the details of social sector funding and the role of Central government and State government in contributing towards social development expenditures of the state. A review will be done of social development expenditure looking at both major and minor heads. The review will look at sources of funds, quantum, time trends, and where they are utilized and draw out appropriate lessons for better utilization of funds.
- e) Provide a perspective on the demand side or of the beneficiaries of the social programs. This will be done by reporting some household studies using qualitative and ethnographic research methods that identify the vulnerable households, find out which social program they have used or not used, their perception and the role of these programs in improving their vulnerable existence. The focus here is on capturing the outcome. This will involve doing a qualitative evaluation of the beneficiaries.
- f) Provide a summary of the quantitative evaluation of various social programs that are available in various state government reviews, university research and reviews by independent researchers. Best practices in India for various dimensions of social development will also be documented here.
- g) Provide a supply side perspective by interviewing key actors like health workers, teachers, social welfare department employees and others.

**Terms of References (ToR)**

**Task Group - Basic Civic and Regulatory Services**

1. **Civic Services** – delivery issues (access, quality, systems of delivery of various services).

(a) **Civic Infrastructure**

Water and sanitation - billing payment, fault attendance, complaint systems, information systems, charters for standard of services

(b) **Regulatory**

**Restrictive** – permission/approvals for construction, licenses etc.

(c) **Economic Service** – licenses for business and informal trade etc.

2. **Need based services** – required by citizens for services not necessarily related to the agency responsible for delivery (Birth & Death Certificate, Domicile etc.).

Priority areas.

Issue of BPL Cards/categorization of BPL families (to enable card holders to avail of concession from different agencies).

Issue of certificate for physically challenged/SC/other such categories.

3. **Sector Specific Services** – Agriculture, Industries, Drugs (licenses and prevention of food adulteration – public goods as well as client oriented.

4. **Commons'/Public Goods**

There is need to keep in view that delivery of public goods through services such as quality of drugs, pure water – are as important as individually directed services.

**Terms of Reference (ToR)**

**Task Group - Social Security and Welfare**

1. To rationalise the various educational schemes by grouping them clientelewise so as to maximise their impact on the beneficiary family and enhance qualitative monitoring.
2. To study and analyse various housing and related sanitation and drinking water schemes meant for S/Cs and other BPL families being administered by various Departments and synergize them for effective implementation both in rural and urban areas.
3. To study the system of soft credit line to the Marginalized Communities from the Central, State and other Financial Institutions and ensure creation of sustainable assets and infrastructure for long term employment generation for the marginalized people.
4. To analyse reasons for the non-availment of the hundred percent un-tied grants by the State Government available from Government of India under the Special central Assistance (SCA) for the Welfare Programmes for the SCs.
5. To suggest measures for effective implementation of the Scheduled Caste Sub-Plan (SCSP) with a view to ensuring wider coverage of the target group families. Higher percentage of the SCSP achievement would attract higher allocations from the Government of India.
6. To streamline the mechanisms for ensuring hassle-free disbursement of the social security pensions and other cash based schemes to ensure least pilferage.

**Services covered**

- a) The social security services - pensions and other recurring grants for the old, widows etc.
- b) **Welfare Services**  
  
Scholarship/financial/assistance in kind. This could be provided individually or through institutions such as old age homes etc.
- c) Economic Services - not generally covered.

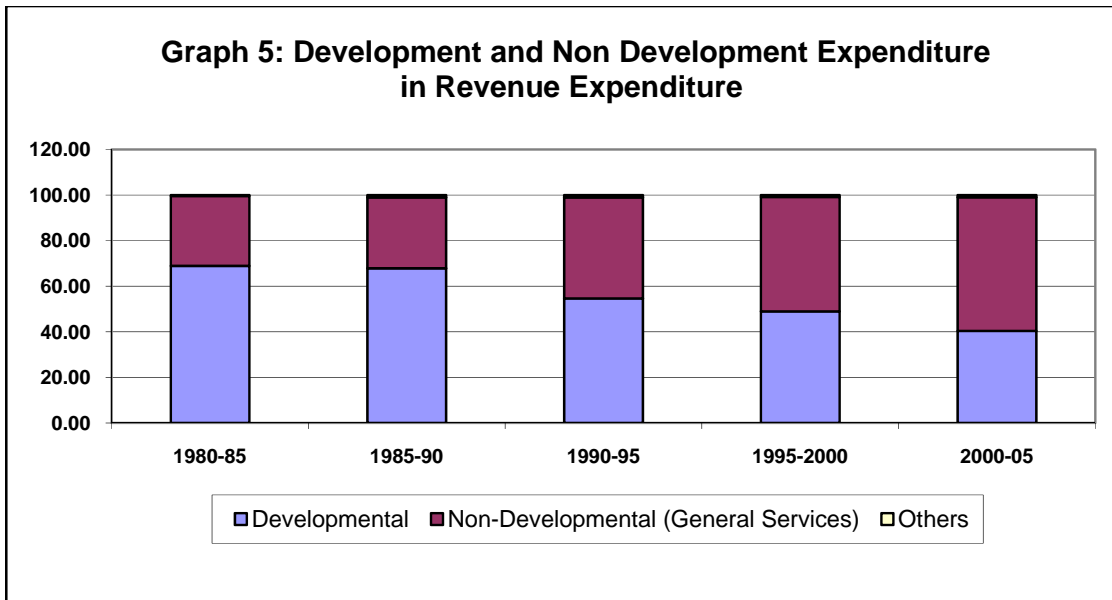
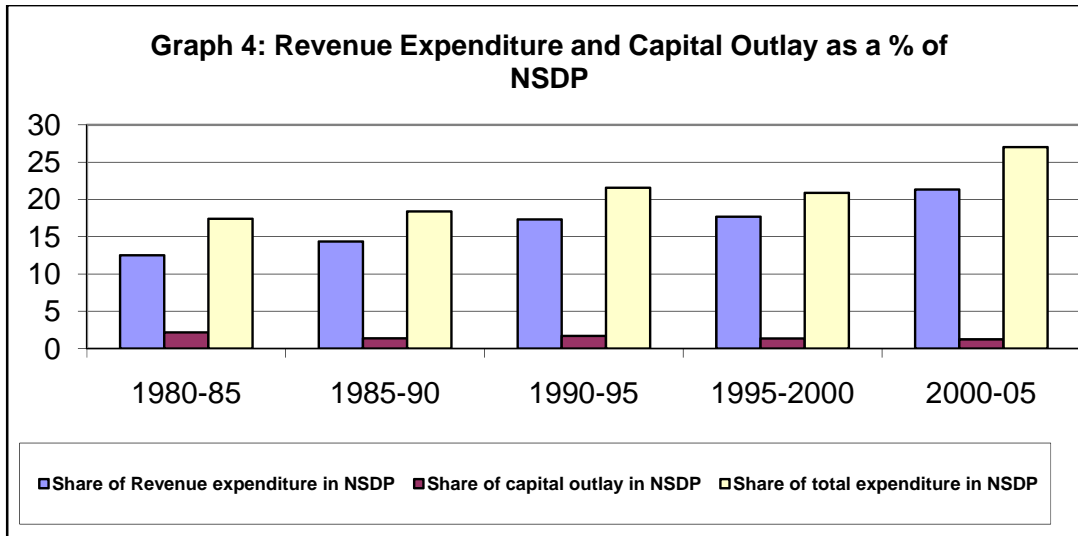
**Terms of References (ToR)**  
**Task group - Police Reforms and Access to Police Services**

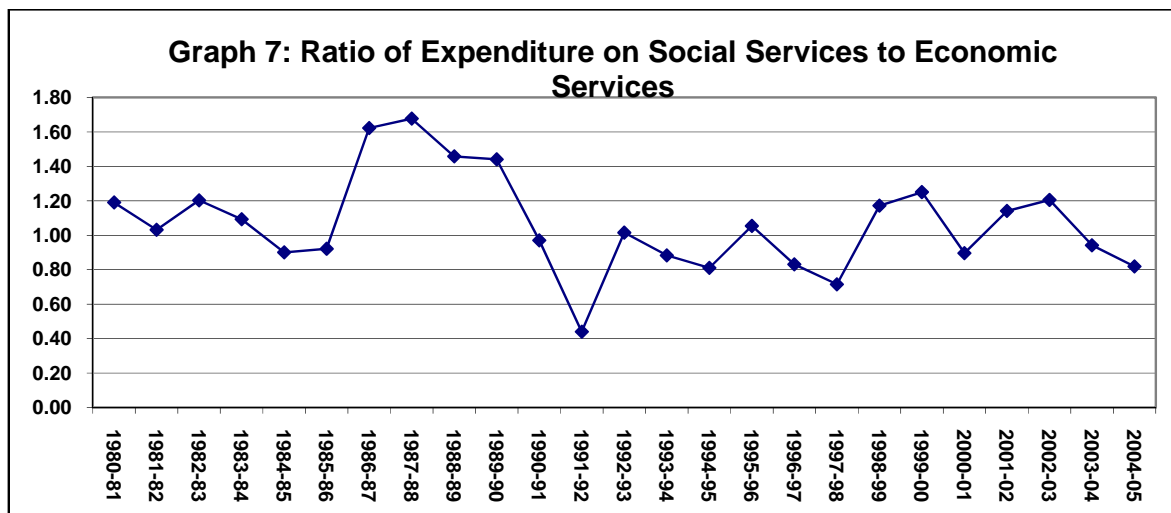
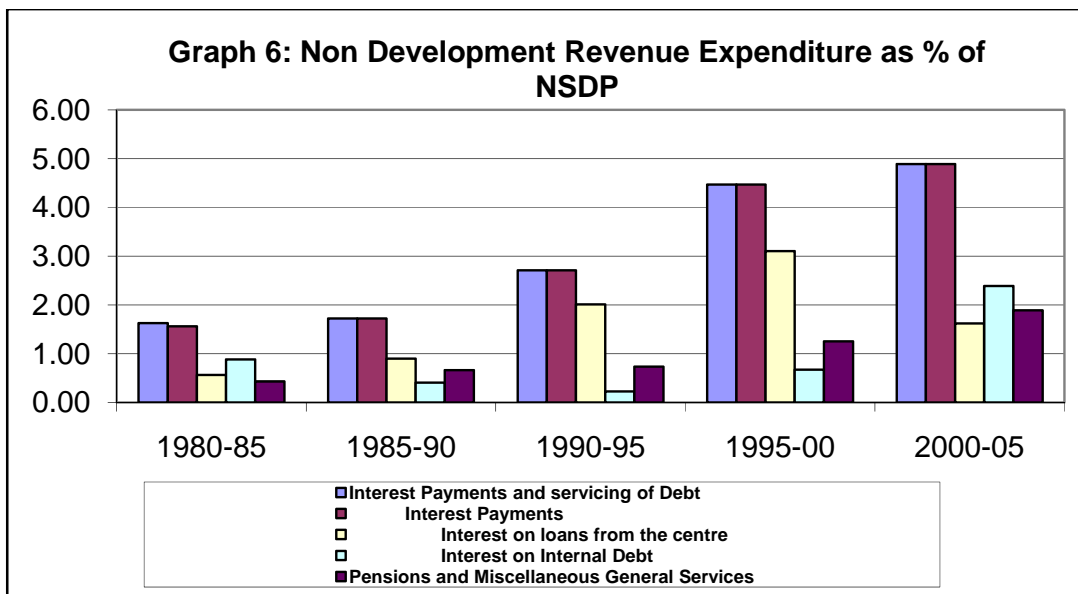
1. To identify the measures in implementing the various services in a time bound manner.
2. To suggest changes in the procedures, rules and regulations to simplify the service delivery mechanism.
3. To suggest measures for dignified access to various services to be provided to the weaker sections of the society, women, children, SCs/STs, etc.
4. To suggest measures for effective implementation of grievance redressal mechanism and to ensure the accountability of service providers.
5. To suggest the measures to tackle the issues like drug menace, female infanticide, immigration, etc.
6. To suggest changes in the present institutional arrangements to eliminate harassment and to ensure corruption free delivery of services.

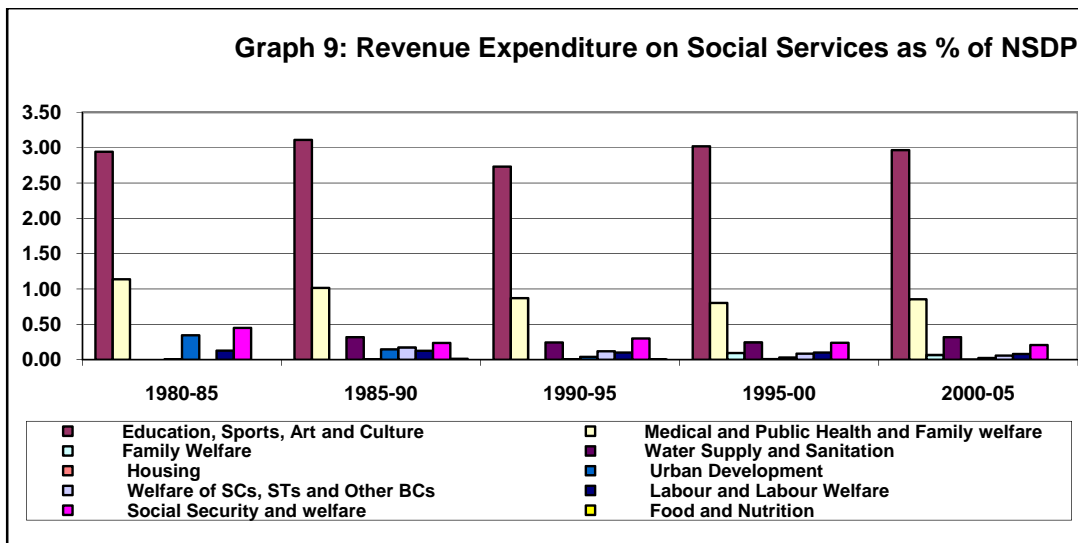
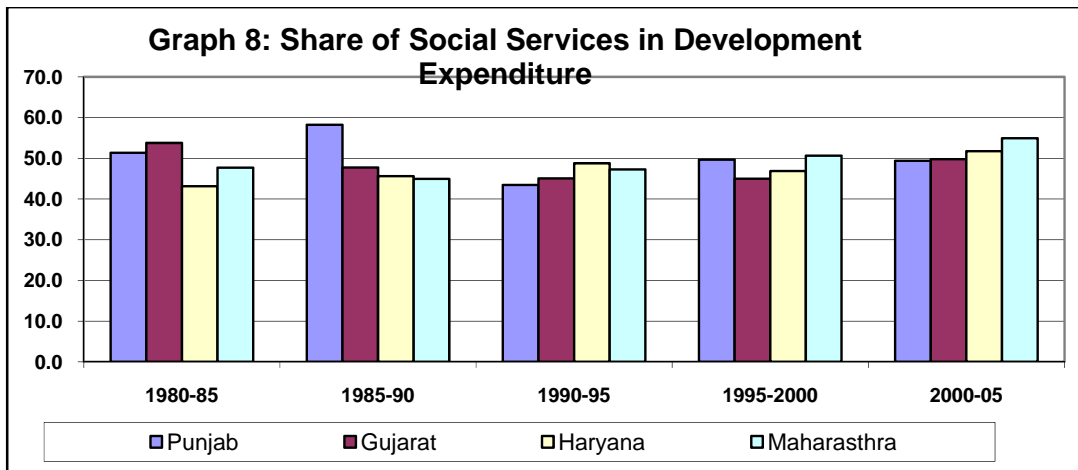
**Terms of References (ToR)**

**Task Group - Institutional Framework for Citizen-Centric Governance**

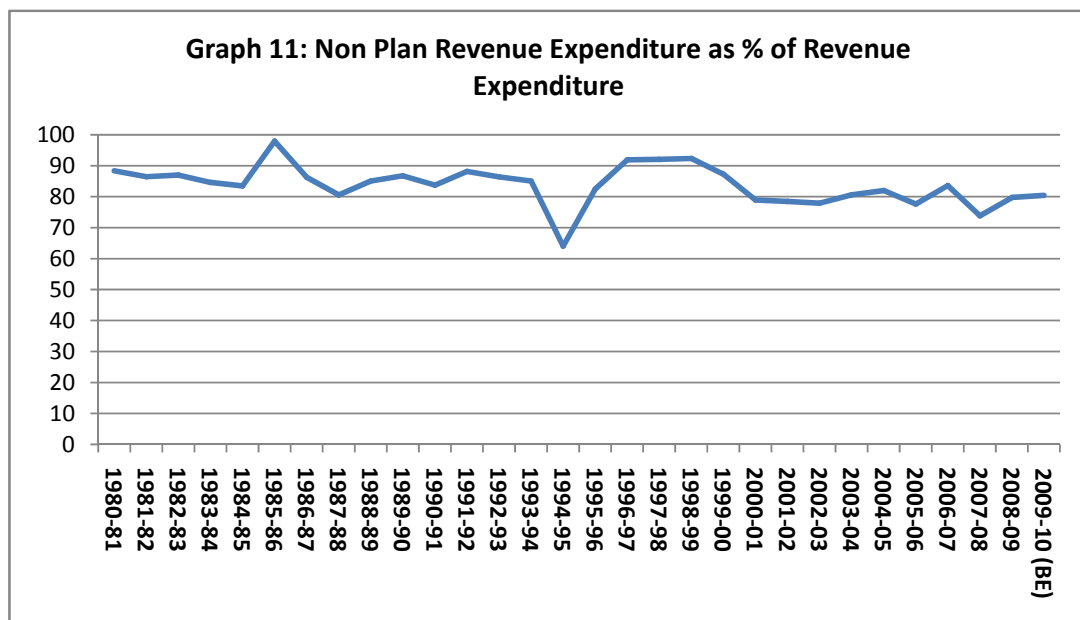
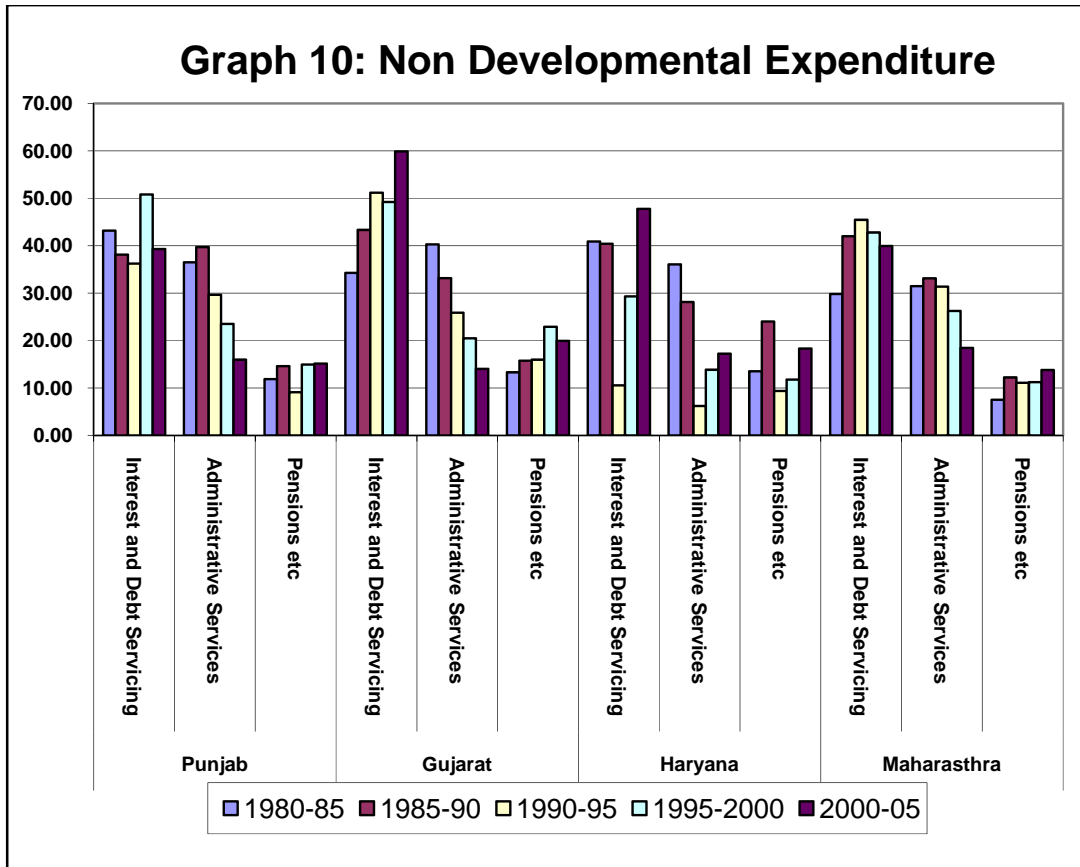
1. To examine the existing modes for citizen-administration interface;
2. To examine the existing procedures followed in citizen-administration interface specifically in terms of complexity, time and cost.
3. To study the mindset of employees towards citizens.
4. To identify inadequacies of existing practices in the field of citizen-administration interface;
5. To document new initiatives/best practices undertaken across the globe for making governance citizen-centric;
6. To suggest strategies for adapting the new initiatives/best practices for making governance citizen-centric in the State.
7. To suggest simple, cost effective and less time consuming administrative procedures.
8. To suggest strategies for changing the mind set of the employees by making them more sensitive to the citizens.
9. To suggest capacity enhancing measures for preparing the human resources in consonance with citizen-centric governance reforms in the State.
10. To recommend vibrant and robust institutional framework including the involvement of civil society, citizenry and other stakeholders for making governance accountable, responsive and citizen-friendly.

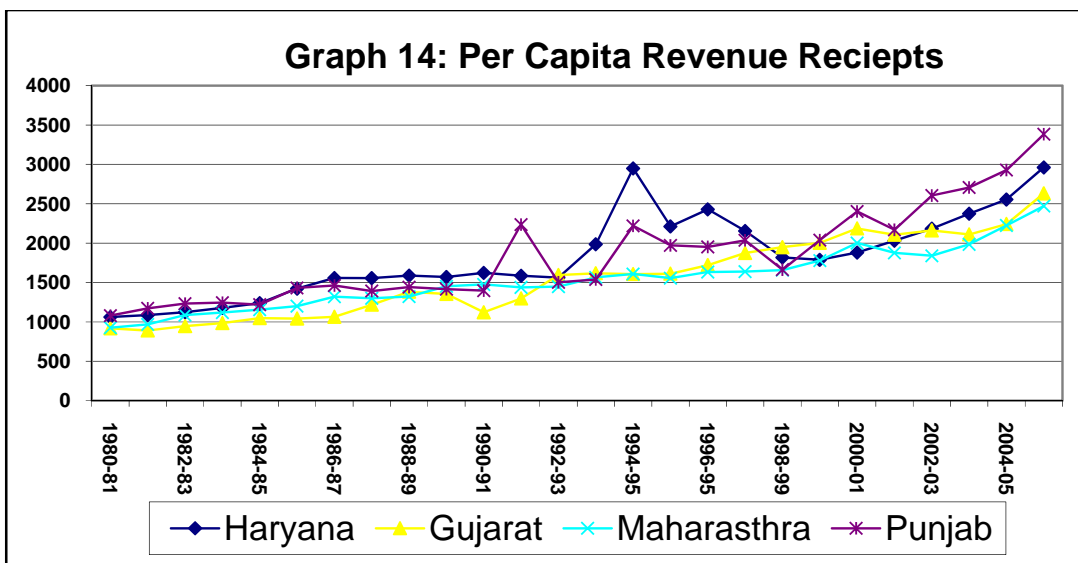
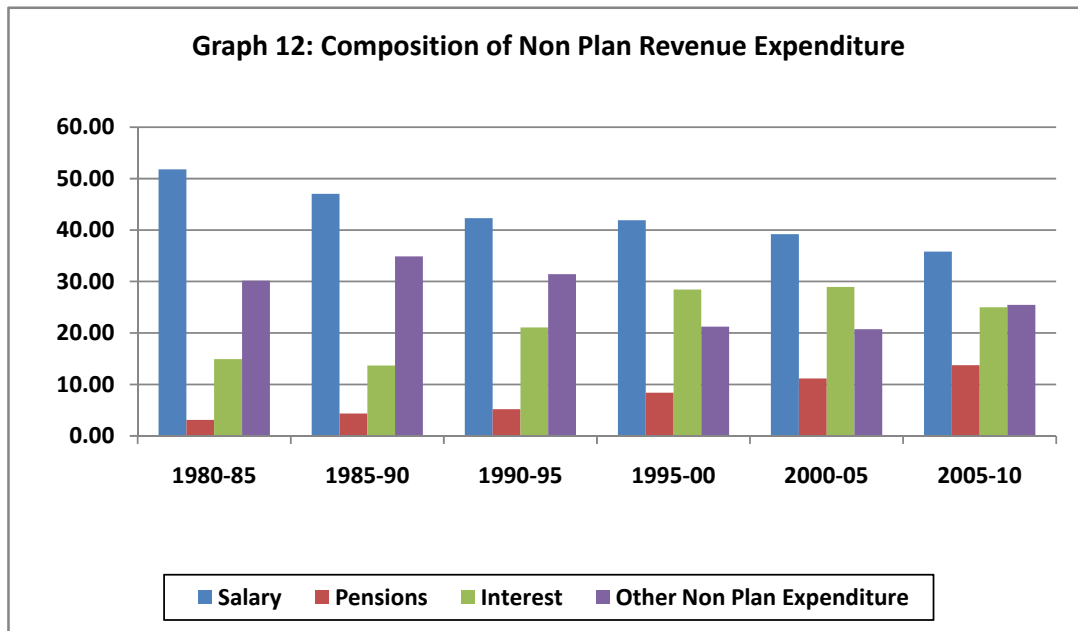


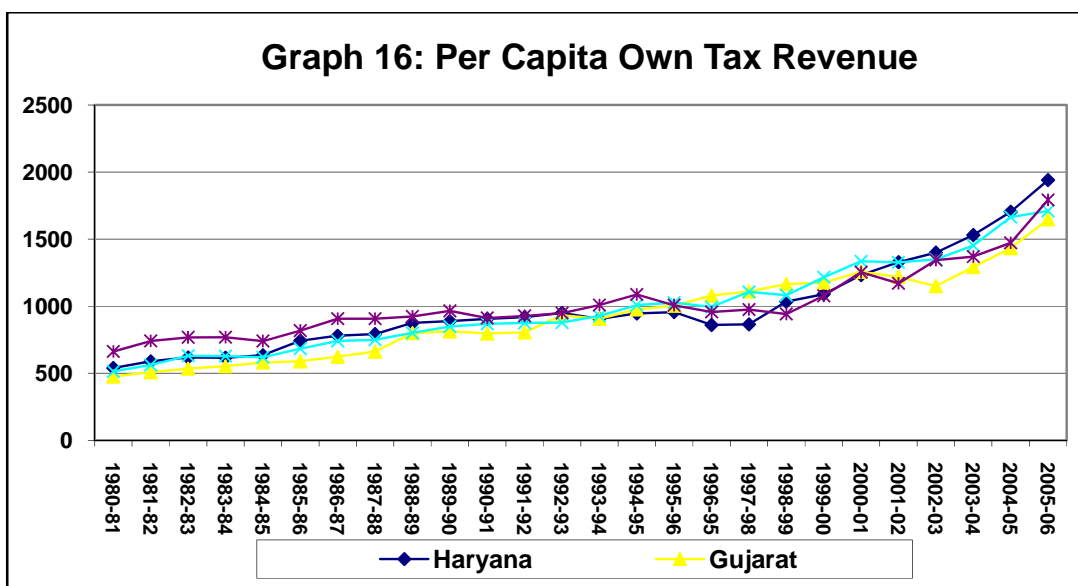
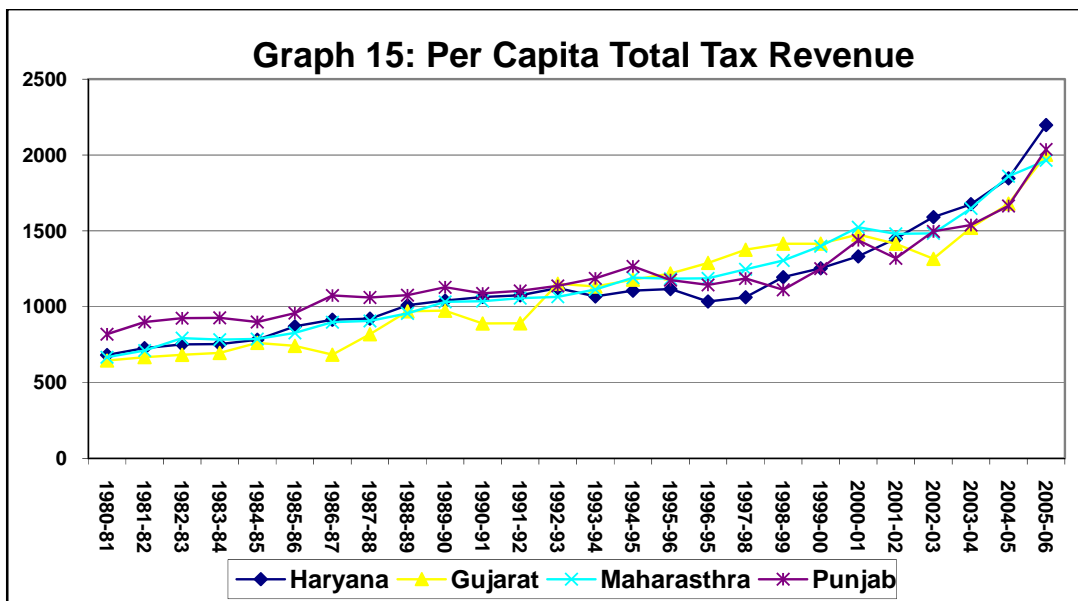


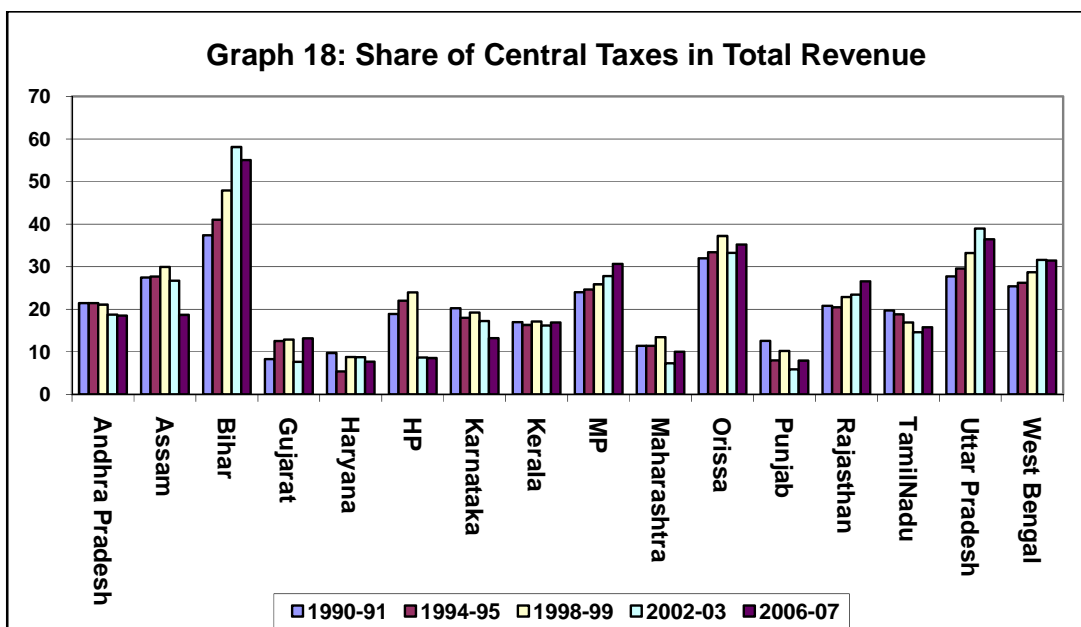
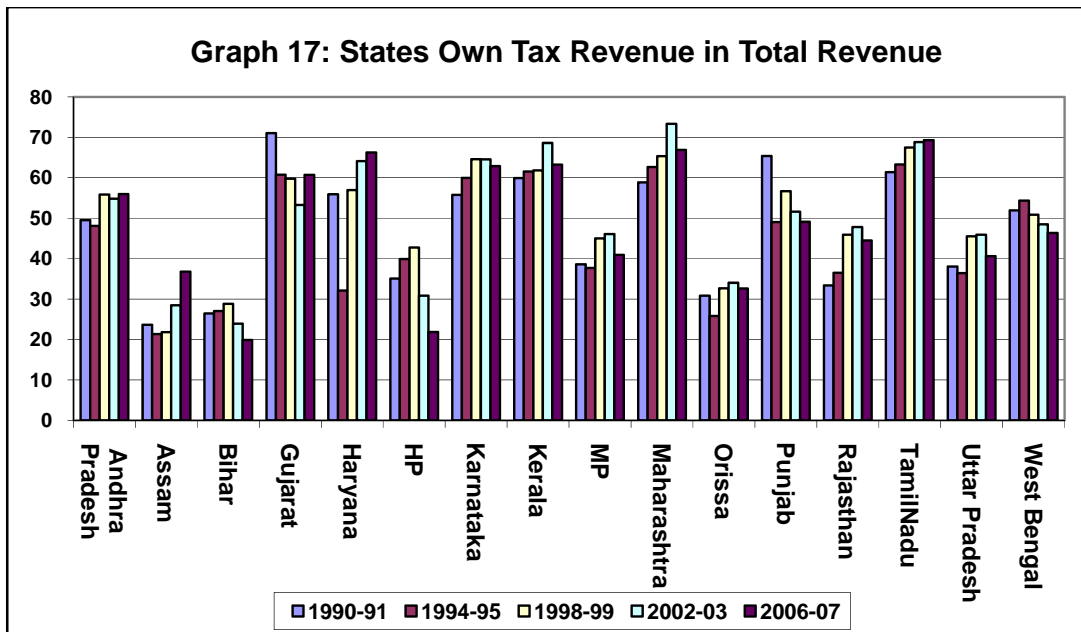


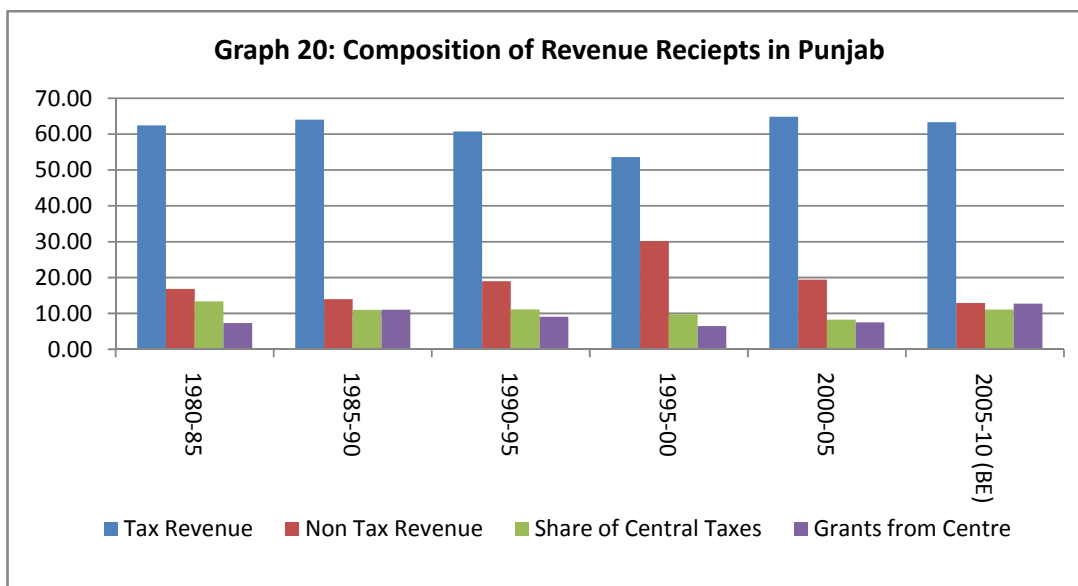
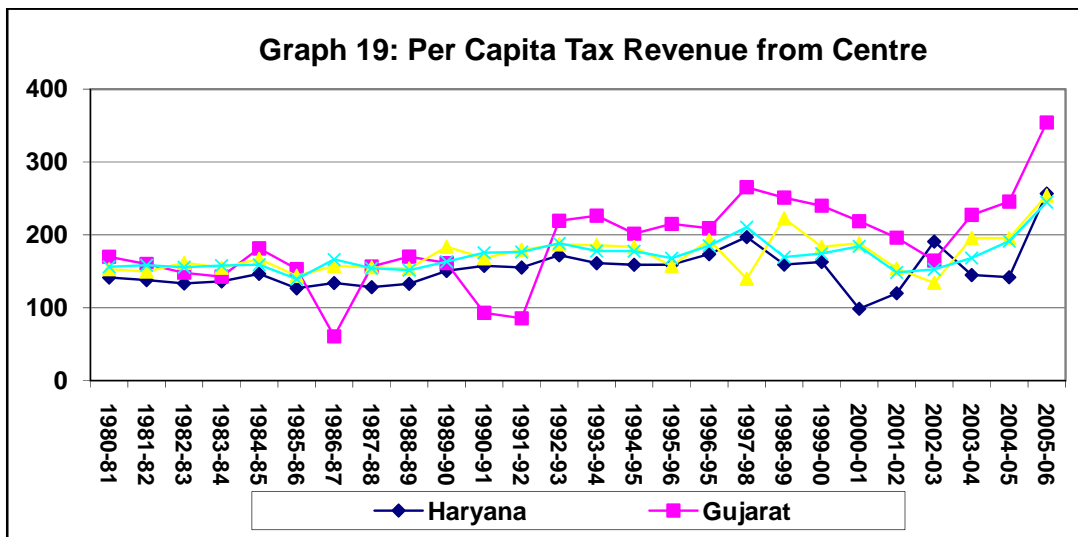


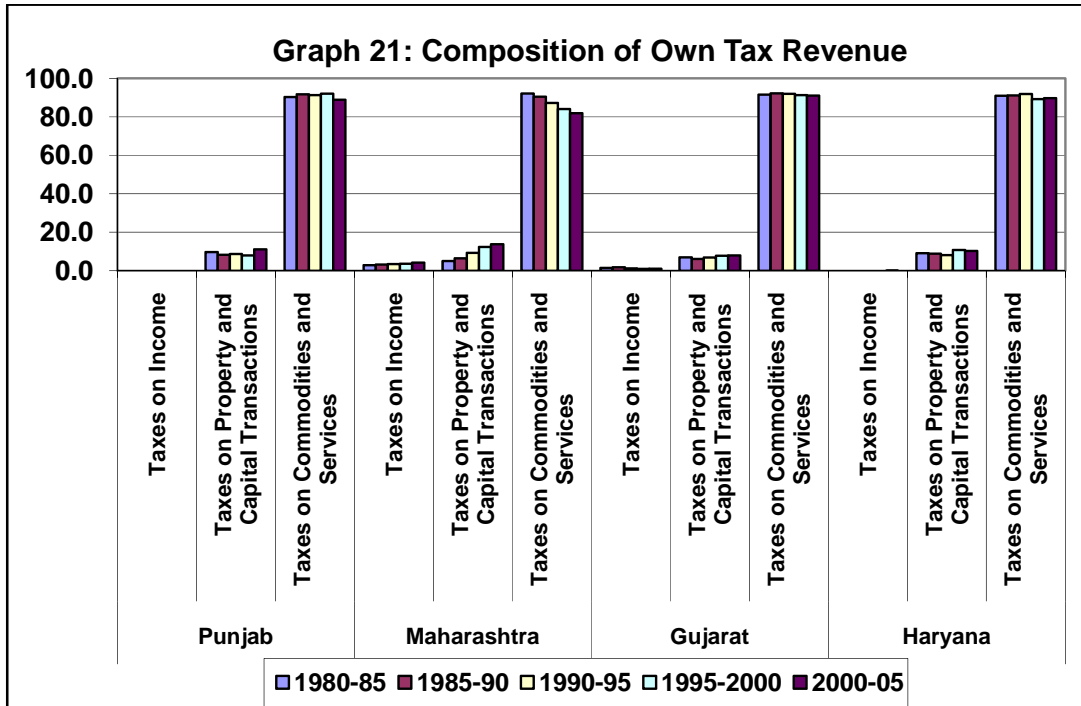


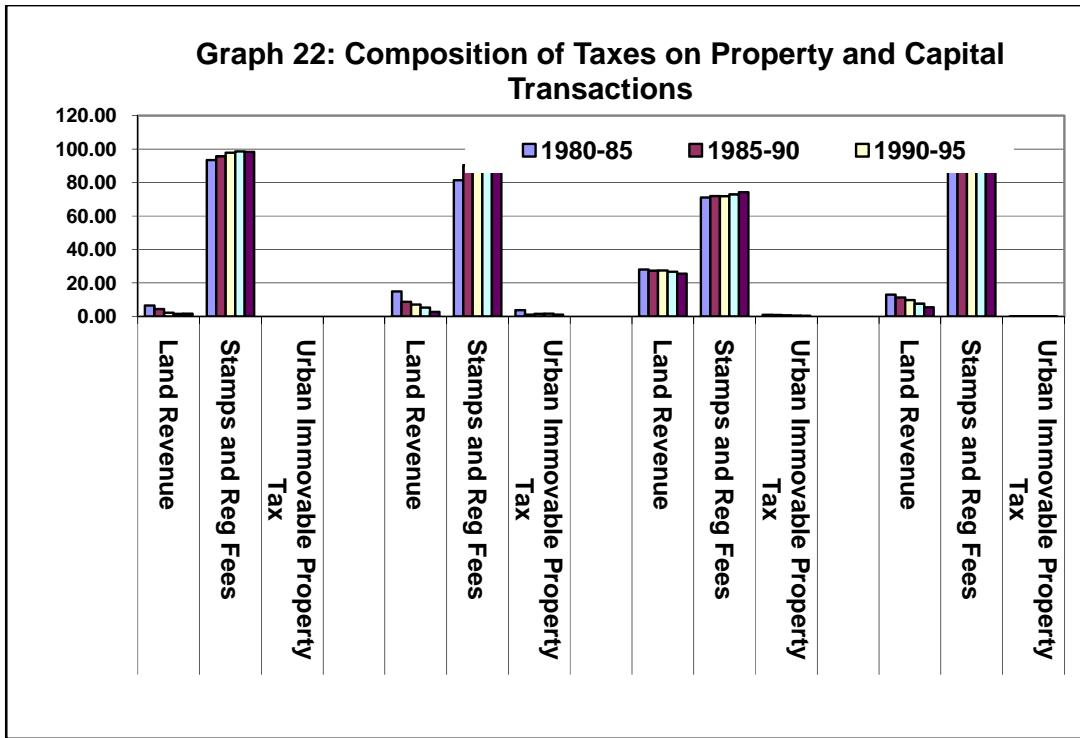


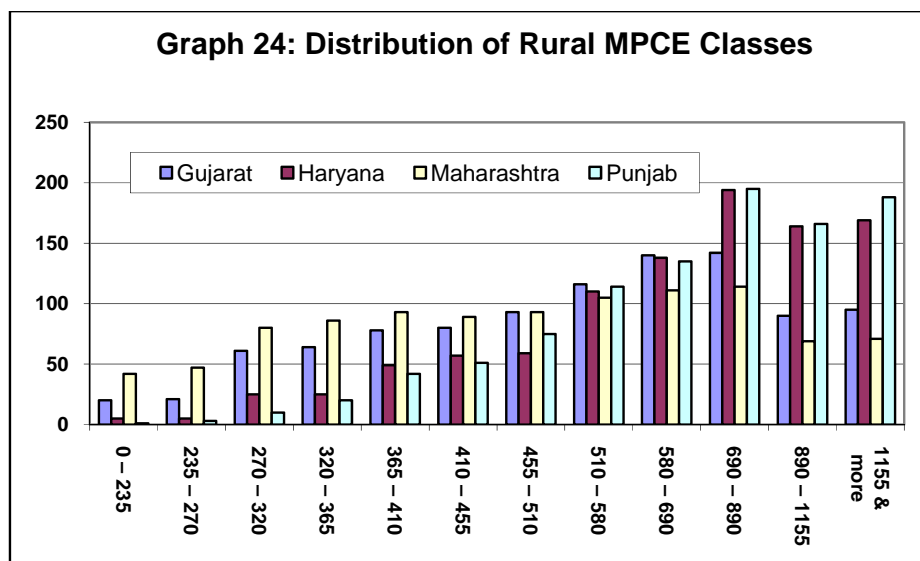
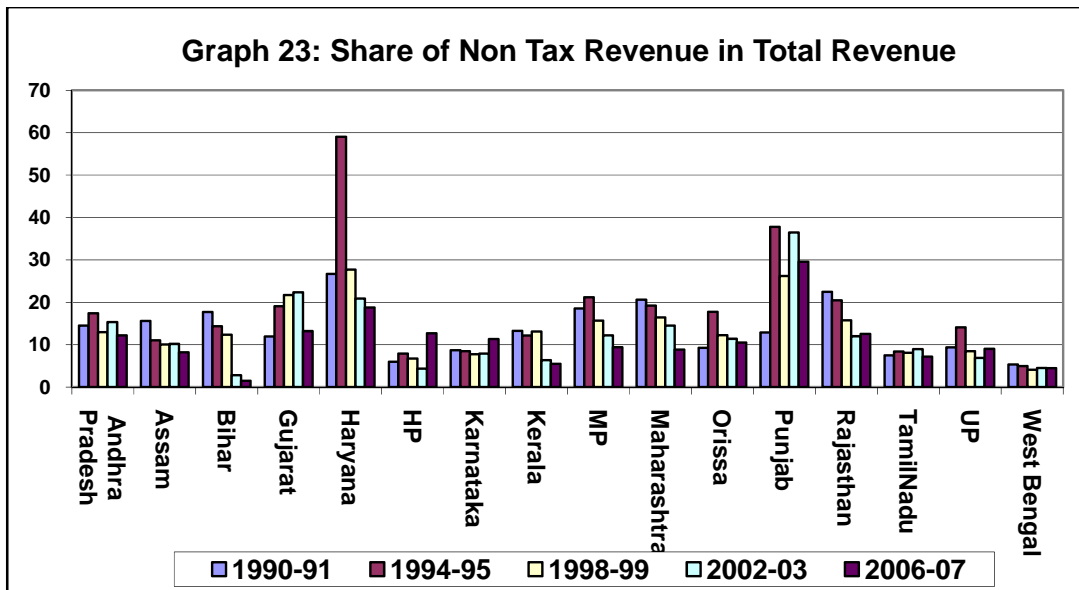




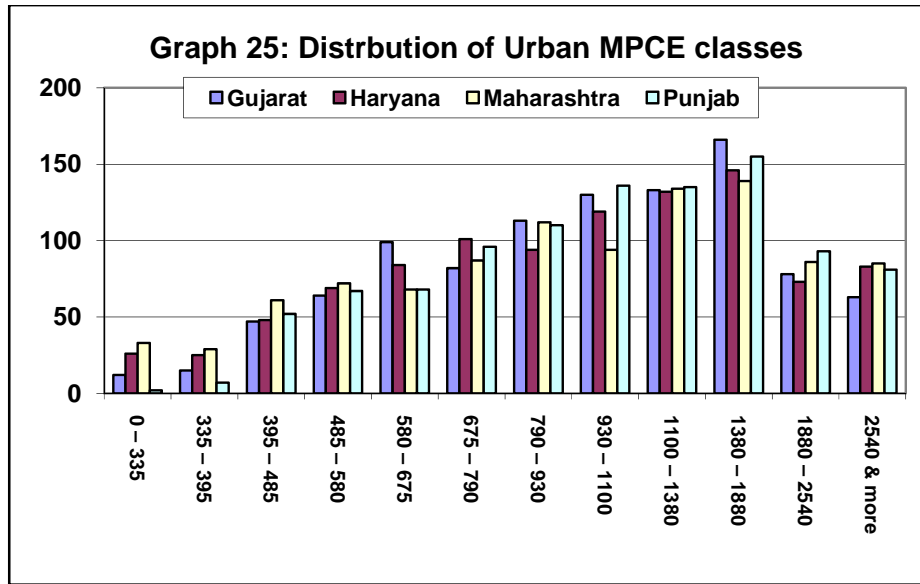












Annexure A

**PUNJAB GOVERNMENT**

**NEW FORMAT OF APPLICATION FOR INCOME CERTIFICATE**

(Common for all categories)

1. Full Name of the applicant \_\_\_\_\_.
2. Name of the Father/Husband/Guardian \_\_\_\_\_.
3. Age of the Applicant \_\_\_\_\_.
4. Number of family Members \_\_\_\_\_.
5. Complete address of the Applicant \_\_\_\_\_.
6. Purpose for which income certificate is applied for \_\_\_\_\_.
7. Details of immovable properties of family.
  - a. Lands \_\_\_\_\_.  
Village \_\_\_\_\_, Extent \_\_\_\_\_.  
  
❖ Annual Income from Land \_\_\_\_\_.
  - b. Details of house owned.
  - c. Details of Shop(s) owned.
  - d. Details of annual income from house and shop mentioned above \_\_\_\_\_.
  - e. Details of other income if any.
8. Transport :- Tractor/ One/Two wheeler, owned if any \_\_\_\_\_
9. Annual family income from employment \_\_\_\_\_ Annual family income from business \_\_\_\_\_.
10. Total Annual income of the family \* from all sources \_\_\_\_\_.
11. Per capita annual income of the family. \_\_\_\_\_.
- ❖ Rs. 10000/- for irrigated & Rs. 5000/- for unirrigated land – per acre.
- ❖ Definition of family: Head of family/ husband or wife, unmarried children up to the age of 21 years.

(contd. on next page)

**Declaration**

I hereby declare that the details furnished above are true and correct at the best of my knowledge and belief. In the event that any of the details are proved to be false I am liable for action under Sec. 199 & 200 of the Indian Penal Code.

**Signature of the Applicant**

**Supporting Declarations by Citizens (1)**

This is to certify that I personally know – who has applied for income certificate and is residing at address given. I hereby declare that the details by him/her above are true and correct to the best of my knowledge and belief. In the event that any of the details are proved to be false I am liable for action under Sec. 199 & 200 of the Indian Penal Code.

**Signature of the Citizen**

**Identified by**

**Name & Address**

**Supporting Declarations by Citizens (2)**

This is to certify that I personally know- who has applied for income certificate and is residing at address given. I hereby declare that the details by him/her above are true and correct to the best of my knowledge and belief. In the event that any of the details are proved to be false I am liable for action under Sec. 199 & 200 of the Indian Penal Code.

**Signature of the Citizen**

**Identified by**

**Name & Address**

ANNEXURE B

MPCE Classes and Consumption for Punjab and India

Per 1000 Persons (Rural)

State	MPCE (Rs.)													
	0-235	235-270	270-320	320-365	365-410	410-455	455-510	510-580	580-690	690-890	890-1155	1155 & More	All classes	Average MPCE (Rs.)
(1)	(2)	(3)	(4)	(5)	(6)	(7)	(8)	(9)	(10)	(11)	(12)	(13)	(14)	(15)
<b>Punjab</b>	0	0	1	1	14	17	21	41	137	177	206	384	1000	1198.13
<b>All India</b>	12	20	43	52	81	83	99	113	146	154	103	94	1000	695.16

Source: NSS Report No.527: Household Consumer Expenditure in India, 2006-07

ANNEXURE – C

MPCE Classes and Consumption for Punjab and India

Per 1000 Persons (Urban)

State	MPCE (Rs.)													
	0-335	335-395	395-485	485-580	580-675	675-790	790-930	930-1100	1100-1380	1380-1880	1885-2540	2540 & More	All classes	Average MPCE (Rs.)
(1)	(2)	(3)	(4)	(5)	(6)	(7)	(8)	(9)	(10)	(11)	(12)	(13)	(14)	(15)
<b>Punjab</b>	4	0	19	18	55	63	103	95	173	226	113	131	1000	1609.16
<b>All India</b>	15	24	56	79	84	92	111	111	131	126	85	89	1000	1312.50

Source: NSS Report No.527: Household Consumer Expenditure in India, 2006-07

**ANNEXURE –D**

**A Note on BPL Criteria**

**(Prepared by the Department of Planning, Punjab Government)**

- 1. BPL survey for 9<sup>th</sup> Plan (1997-2002) (Rural)** – Annual family income to be less than Rs.20,000 and the families should not have more than 2 hectares of land or TV or Fridge. The number of rural BPL families was 6.5 lakh during the 9<sup>th</sup> Plan. The survey based on these criteria was again carried out in 2002 and the total number of 3.87 lakh families were identified. This figure was in force till September, 2006.
- 2. BPL for 10<sup>th</sup> Plan (2002-07) (Rural)** – This survey is based on the degree of deprivation in respect of 13 para-meters (with scores from 0-4) – land holding, type of house, clothing, food security, sanitation, consumer durables, literacy status, labour force, means of livelihood, status of children, type of indebtedness, reasons for migrations etc. The Planning Commission fixed an upper limit of 3.26 lakh for rural BPL families on the basis of simple survey. Accordingly families having less than 15 marks out of maximum 52 marks have been classified as BPL and their number works out to 3.18 lakh. The survey was carried out in 2002 and thereafter but could not be finalised due to stay by the Supreme Court. The stay was vacated in February, 2006 and this survey was finalised and adopted in September, 2006. This survey would form the basis for benefits under Gol Schemes. The state government is free to adopt any criteria/survey for the state level scheme.
- 3. 10<sup>th</sup> Plan BPL Survey for Urban Families** – This survey was based on degree of deprivation in respect of 7 para meters – roof, floor, water, sanitation, education level, type of employment & status of children in a house. A total of 1.25 lakh upper families were identified as BPL in urban area in 2004. It is under implementation since then.
- 4. Kerala Government** – Most of the state governments followed the 13 and 7 para meters definition for identifying the BPL families during the current 10<sup>th</sup> Plan. Kerala Government is one of the few state governments which has formulated its own criteria. There are 9 para meters and if the family does not have access to 4 or more para meters than it is classified as BPL. The 9 para meters for urban areas are – No land/Less than 5 cents of land, No house/dilapidated house, No sanitation latrine, Family without colour TV, No regular employed person in the family, No access to safe drinking water, Women headed

household/Presence of widow divorce, socially disadvantaged groups SC/ST & Mentally retarded/disabled member in the family. The 9 para meters for rural are – No land/Less than 5 cents of land, No house/dilapidated house, No sanitation latrine, Family with an illiterate adult member, No regular employed person in the family, No access to safe drinking water, Women headed household/Presence of widow divorcee, Socially disadvantaged groups SC/ST & Mentally retarded/disabled member in the family.

5. **Haryana Government** – The BPL survey was carried out as per the GoI guidelines in Haryana and it was based on 13 para meters. The Government has recently dis-carded it and adopted new 5 para-meters based survey. The 5 points are – land, house, household goods, literacy level and means of livelihood/standard of living. The survey is to be carried out by Ex-servicemen who would be paid Rs.4 per family.
6. **Maharashtra Government** – The Maharashtra Government has also decided to conduct fresh BPL survey. About 46 lakh BPL families were identified on the basis of 13 point criteria. There was lot of resentment and a total of 10.56 lakh appeals were filled against the survey. In view of this they have decided to discard the survey and conduct fresh survey.
7. **International Scene-** Income of less than \$1 per day per head (purchasing power parity) is defined as extreme poverty. As per these estimates about 45% of Indian Population is extremely poor. If the daily income per head is \$2 then the family is described as poor and about 80% of India Population is poor by this criteria.

The poverty line in United States is fixed in terms of annual family income. Originally in 1969 the requirements of family in terms of food were worked out with reference to 1963 prices. It was found that a family of 4 would require \$1033 per annum for meeting the food requirement. The study revealed that families in that income spent nearly 1/3<sup>rd</sup> income on food and therefore the poverty line for family of 4 was fixed as \$3099 per annum. The poverty line is revised annually after taking inflation into account. For the year 2006 it was \$20650 per annum per family (comprising 4 members).

8. **Income based poverty line in India/Punjab-** The poverty line was originally fixed in terms of income/food requirements in 1978. It was stipulated that the calorie standard for a typical individual in rural areas were 2400 calorie and was 2100 calories in urban areas. Then the cost of the grains (about 650 gms.) that fulfil this normative standard was calculated. This cost was the poverty line. In 1978, it was Rs.61.60 per person per month for rural areas and

Rs.71.30 for urban areas. Since then the Planning Commission calculates the poverty line every year adjusting for inflation. The poverty line in recent years is as follows:-

**(Rs. Per month per head)**

Year	India		Punjab	
	Rural	Urban	Rural	Urban
2000-01	328	454	371.25	400.18
2005-06	368	560	415.80	492.22

These figures are per month per head. This income is bare minimum to support the food requirements and does not provide much for the other basic essential items like health, education etc. That is why some times the poverty lines have been described as starvation lines.

**9. Fixing Annual Family Income for poverty line in Punjab** – The state government was considering fixing poverty line in terms of annual family during the last 2-3 years. The reason was that the 13 para meters survey was started in 2002 but it could not be finalised due to Supreme Court stay. The Supreme Court vacated the stay on 14/2/2006 and it was decided thereafter that BPL survey on 13 para meters be finalised. It has accordingly been finalised and details are enclosed herewith.

**9.1 Basic Figures – Population and SC Families**

**(In lakh)**

	Total		SC Families	
	Population	Families (Average Family Size)	Population	Families
Rural	160.96	26.59 (6.05)	53.18	8.77 (33%)
Urban	82.62	15.52 (5.32)	17.10	3.10 (20%)
Total	243.58	42.11 (5.78)	70.28	11.87 (28%)



**Poverty Line for the State:**

In 2005-06, the poverty line for the state as mentioned above was Rs.415 per month per head and Rs.493 per month per head in rural and urban areas respectively. This works out to Rs.30,473 per year per family for rural and urban areas.

The previous Vice Chairman, Punjab State Planning Board, Dr.S.S. Johl recommended annual family income for BPL families as Rs.45,000. It was worked out on the basis of minimum wages i.e. Rs.101 (fixed by Punjab Government for unskilled labour) for 25 days employment in a month for 1.5 earning member per family.

Guru Nanak Dev University has recommended annual family income of Rs.50,000 in rural and Rs.60,000 in urban areas.

Jaya Mehta in Alternative Economics Survey recommended Rs.775 in rural areas and Rs.717 in urban areas per month per head for the Punjab State. These figures would give annual family income of Rs.56,000 in rural areas and Rs.45,773 in urban areas.

The Centre for Policy Alternative has worked out some detailed and scientific calculation for the poverty line. As per their calculation a person would require on an average every month: Food-Rs.573, Health-Rs.30, Clothing-Rs.17, Energy Conservation-Rs.55 and Misc.-Rs.164 = Total-Rs.840. The poverty line should not be less than Rs. 840 per month per head. The average family size is Rs.5.78 in the state and the annual family income thereafter works out to Rs.58,262.

Director Agriculture recommends that one acre of land does not fetch more than Rs.8,000 annual income. We have earlier fixed a cut off of 5 acres of land for BPL families. This would work out to Rs.40,000 per annum.

Existing annual family income for BPL families after adjusting for inflation works out to Rs.30,000 in the year 2006. The recommendations vary from Rs.45,000 to Rs.60,000 as explained above. It would therefore be proper if the annual family income for BPL families is fixed around Rs.40,000.

Table 4

SC Population & District-wise no. of beneficiaries under 'Shagun' Scheme

Districts	SC Population (2001)	% of SC Population	No. of Beneficiaries (2008-09)	% of no. of Beneficiaries	No. of beneficiaries (2009-10 31.10.09)	%age of No. of Beneficiaries
Amritsar	589819	8.39	6097	11.15	3827	13.42
Bathinda	354652	5.05	2437	4.46	1387	4.87
Barnala	158493	2.25	1043	1.91	477	1.67
Faridkot	199257	2.83	2281	4.17	1129	3.96
Firozpur	398409	5.67	5661	10.35	2764	9.69
Fatehgarh Sahib	165036	2.35	1059	1.94	465	1.63
Gurdaspur	520691	7.41	4832	8.84	2809	9.85
Hoshiarpur	507544	7.22	2361	4.32	1245	4.36
Jalandhar	739762	10.52	3489	6.38	1821	6.38
Kapurthala	225787	3.22	1453	2.66	571	2.00
Ludhiana	757962	10.78	4534	8.29	2251	7.89
Moga	284939	4.05	2171	3.97	1027	3.59
Muktsar	293539	4.18	2918	5.34	1755	6.15
Mansa	208889	2.97	1704	3.12	1160	4.07
SBS Nagar	237664	3.38	1333	2.43	591	2.07
Patiala	376989	5.36	2995	5.47	1318	4.62
Rupnagar	159444	2.27	811	1.47	350	1.23
Sangrur	392983	5.59	2582	4.72	1053	3.69
S.A.S. Nagar	155519	2.22	806	1.47	386	1.35
Tarn Taran	301345	4.29	4123	7.54	2142	7.51
<b>Total</b>	<b>7028723</b>	<b>100</b>	<b>54690</b>	<b>100</b>	<b>28528</b>	<b>100</b>

From the above Table, it transpires that about 55,000 families were given the monetary help during the year 2008-09.

ANNEXURE - E

INCOME CRITERIA FOR SC/BC WELFARE & SOCIAL SECURITY SCHEMES

I - SC/BC WELFARE SCHEMES

Sr. No.	Name of the Scheme	Income limit for availing the benefits
<b>GOVERNMENT</b>		
1.	02-Scholarship to Post Matric students for SCs (CSS 100% CS over and above the committed liability of the State i.e. Rs. 984.00 Lac)	The annual income of parents/guardians from all sources does not exceed Rs. 1,00,000/-
2.	Scholarship to Post Matric students for Other Backward Classes (CSS 100% CS)	The annual income of their parents/guardians does not exceed Rs. 44,500/-
3.	Post matric scholarship scheme for students belonging to the minority communities (CSS 100% CS)	The annual income of their parents/guardians does not exceed Rs. 2,00,000/-

## Annexure to Chapter 4 Recommendations on Social Security and Welfare Programs

4.	Merit cum means based scholarship to students belonging to minority communities (CSS 100% CS)	The annual income of their parents/guardians does not exceed Rs. 2,50,000/-
5.	01-Promotion of education amongst educationally backward classes (Non-Plan Scheme)	The annual income of their parents/guardians does not exceed Rs. 50,000/-
6.	11-Pre matric scholarship to the children of those whose parents are engaged in unclean occupation (CSS) (50:50) over and above the committed liability of the state i.e. Rs. 66.90 Lac)	No income ceiling has been prescribed for award of scholarship under the scheme.
7.	Sc 2.16 – Pre matric scholarship for OBC students (CSS 50:50)	The annual income of their parents/guardians does not exceed Rs. 44,500/-
8.	Pre-matric scholarship for students belonging to the Minority Communities (CSS 75:25 by Centre and State Govt.)	The annual income of their parents/guardians does not exceed Rs. 1,00,000/-

<b>SC DEVELOPMENT CORPORATION</b>		
<b>Sr. No.</b>	<b>Name of the Scheme</b>	<b>Income limit for availing the benefits</b>
1.	Loan through Bank (Bank Tie up Scheme)	The annual income of the beneficiary should not be more than poverty line
2.	Direct Loan Scheme	(a) Name should appear in the list of BPL (b) No income limit for literate unemployed youth. (c) For others, annual income should not exceed Rs. 1,00,000/-
3.	Farming of Goats	The annual income of the beneficiary should not be more than poverty line
4.	Economic Ventures Scheme	The annual income of the beneficiary should not be more than poverty

		line
5.	Various Schemes with the assistance of NSFDC (Daily Need Shop, Handlooms, Electrical Works, Cloth Merchant, Shoe Making etc)	The annual income can be double of the poverty line.

BC DEVELOPMENT CORPORATION		
Sr. No.	Name of the Scheme	Income limit for availing the benefits
1.	Bank loans for Backward classes and minorities	(a) Annual income of residents of Urban area shall be less than Rs. 55,000/-  (b) Annual income of resident of Rural area shall be less than Rs. 39, 500/-.

## II - SOCIAL SECURITY

Sr. No.	Name of the Scheme	Income limit for availing the benefits
1.	Scholarships for dependent children below 21 years of age (For both Urban and Rural Area)	<p>(a) If parents are dead, the annual income of the guardian shall not exceed Rs.1000/- pm. Relief of Rs. 300/- per child up to maximum of two children. Income can be Rs. 1300/- pm (if one child) or Rs. 1600/- pm (if two children)</p> <p>(b) If parents are alive, the annual income shall not be more than Rs.1500/- pm. Relief of Rs.300/- per child up to maximum of two children. Income can be Rs.1800/- pm (if one child) or Rs.2100/- pm (if two children)</p>
2.	Old Age Pension	Annual income shall be up to Rs.1000/- pm if only husband is alive) and Rs.1500/- if both husband and wife are alive.
3.	Financial Assistance Scheme for widows less than 60 years of age and dependent (Out of Home)	Annual income from all sources shall not exceed Rs.1,000/- pm
4.	Financial Assistance to Disabled persons. Disability at least 50% or more (For both Rural and Urban	(a) The annual income of the applicant (if unmarried) shall not exceed Rs.1000/- pm and Rs.1500/- pm (if married and both are

	area)	earning)  (b) If disabled persons is not earning, the parents income shall not exceed Rs.2500/- pm (if one child) and Rs.3000/- pm (if more than one children)
--	-------	----------------------------------------------------------------------------------------------------------------------------------------------------------------------



## ANNEXURE-F

## DISTRICT-WISE TOTAL POPULATION AND SCHEDULED CASTES POPULATION IN PUNJAB – 2001

Sr. No.	Name of District	Total Population	SC Population	Percentage
1	2	3	4	5
1	Gurdaspur	2104011	520691	24.74
2	Amritsar	2157020	589819	27.34
3	Taran Tarn	939057	301345	32.09
4	Kapurthala	754521	225787	29.92
5	Jalandhar	1962700	739762	37.69
6	S.B.S.Nagar	587468	237664	40.45
7	Hoshiarpur	1480736	507544	34.27
8	Rupnagar	628846	159444	25.36
9	S.A.S. Nagar	698317	155519	22.27

**Annexure to Chapter 4** Recommendations on Social Security and Welfare Programs

10	Ludhiana	3032831	757962	24.99
11	Firozpur	1746107	398409	22.82
12	Faridkot	550892	199257	36.16
13	Muktsar	777493	293539	37.75
14	Moga	894854	284939	31.84
15	Bathinda	1183295	354652	29.97
16	Mansa	688758	208889	30.33
17	Sangrur	1473242	392983	26.67
18	Barnala	526931	158493	30.08
19	Patiala	1633879	376989	23.07
20	Fatehgarh Sahib	538041	165036	30.67
	<b>Total</b>	<b>24358999</b>	<b>7028723</b>	<b>28.85</b>

## Annexure-G

## FINANCIAL INCENTIVES FOR SC STUDENTS (BOYS AND GIRLS) UNDER THE EDUCATION SCHEMES

## THE PRESENT SCENE

Sr. No.	Name of the Scheme	Eligibility Criterion	Approximate coverage (2008-09)	Rate of stipend	Budgetary Provision (2008-09) (Rs. in lacs)	Expenditure Incurred (In Lacs ) 2008-09
1	Free text books to Scheduled Caste students studying in 1st to 10th classes.	All Scheduled Caste students studying in 1st to 10th classes are eligible. There is no income limit under the scheme.	1,323,590	Free books are provided to Scheduled Caste students studying in 1st to 10th classes in Govt. as well as recognized schools	1850.91	1647.81
2	SC 2.12 Attendance scholarship to SC girls studying in primary classes	1. Their parents do not have more than five acre of land. 2. Their parents/ guardians are not income tax payees. 3. Minimum 75% class attendance is required for award	3,75,724	@ Rs. 50/- per month for 10 months	1800.00	726.67

		of scholarship.				
3	11-pre-matric scholarship to the children of those whose parents engaged in unclean occupation.	<p>(i) To provide financial assistance to the children of traditional scavengers of dry latrine, tanners, flayers and sweepers who have traditional link with scavenging to pursue Pre-metric education.</p> <p>(ii) In rural areas, children of all those who are actually engaged in scavenging of dry latrines, tanning and flaying will be covered.</p> <p>(iii) In respect of classes 9th and 10th only two children of the same parents would be eligible for the award of the scholarship.</p> <p>(iv) No income ceiling has been prescribed for award of</p>		@ Rs. 40/- P.M. to Primary Rs. 60/- P.M. to Middle Rs. 75/- to High Classes for 10 months. In addition to this Rs. 550/- per annum as adhoc grant is provided to students.	84.19	

		scholarship under the scheme.				
4	SC 2.16-Pre-matric scholarship for OBC students (CSS 50:50)	Parents of OBC students whose annual income does not exceed Rs. 44,500/-		The rates of scholarship to day scholars are as under Class I to V Rs. 25/- P.M. for 10 months Class VI to VIII Rs. 40/- P.M. for 10 months. Class IX to X Rs. 50/- P.M. for 10 months. In addition to this Rs. 500/- per annum as adhoc grant is provided to students.	0.40	

5	Pre-matric scholarship for students belonging to the Minority Communities (CSS 75:25)	Scholarship will be awarded to the students who have secured not less than 50% marks in the previous final examination and annual income of their parents/guardian from all sources does not exceed Rs. 1 lakh.	The rates of Scholarship are as under:-			475.77
			<b>Item</b>	<b>Hostellers</b>	<b>Day Scholars</b>	
			Admission fee (VI to X)	Rs. 500/- PA subject to actuals	Rs. 500/- PA Subject to actuals	
			Tuition fee (VI to X)	Rs. 350/- P.M. Subject to actuals	Rs. 350/- Subject to actuals	
Maintenance allowance for 10 months I to V, VI to X	-Nil- Rs. 600/- PM subject to actuals	Rs. 100/- PM Rs. 100/- PM				

6	10-Award to brilliant SC students	Scheduled Caste student studying from 6th to 12th classes are awarded RS. 100/- per month per student who secure 1st , 2nd and 3rd positions amongst Scheduled Castes students in each educational block in 5th, 8th and 10th class examination, 3 boys and 3 girl students are awarded at each level examination and this award		Scheduled Caste students studying from 6th to 12th classes are awarded Rs. 100/- per months per student who secure 1st, 2nd and 3rd positions amongst Scheduled Castes students in each educational block in 5th , 8th and 10th class examination, 3 boys and 3 girl students are awarded at each level examination and this award continue for 3 years, 2 years, and 2 years respectively.	15.00	-

		continue for 3 years, 2 years, and 2 years respectively.																				
7	03 Scholarship to other than Backward Classes, Denotified tribes	The students whose parents/guardians income is below Rs. 5000/- per annum and who do not pay more than Rs. 100/- per annum a Land Revenue are entitled to get stipend under this scheme.	12,668	The monthly rates of stipend to Vimukat Jaties under this scheme are as under:- (Rate in rupees)	60.00	52.50																
				<table border="1"> <thead> <tr> <th>S N</th> <th>Category</th> <th>Day Scholar</th> <th>Hosteller</th> </tr> </thead> <tbody> <tr> <td>1</td> <td>Primary</td> <td>30/-</td> <td>134/-</td> </tr> <tr> <td>2</td> <td>Middle</td> <td>40/-</td> <td>196/-</td> </tr> <tr> <td>3</td> <td>High/Higher/Sec.</td> <td>63/-</td> <td>236/-</td> </tr> </tbody> </table>	S N	Category	Day Scholar	Hosteller	1	Primary	30/-	134/-	2	Middle	40/-	196/-	3	High/Higher/Sec.	63/-	236/-		
S N	Category	Day Scholar	Hosteller																			
1	Primary	30/-	134/-																			
2	Middle	40/-	196/-																			
3	High/Higher/Sec.	63/-	236/-																			



**Annexure to Chapter 4** Recommendations on Social Security and Welfare Programs

				4	JBT Course/ Clear	314/-	314/-		
				5	F.A./F.Sc	79/-, 95/-	298/- 314/-		
				6	B.A/B.Sc/ B.Com	118/-, 150/-, 236/-	332/-, 432/-, 550/-		
				7	Polytech nic	157/-	432/-		
				8	Lay/B.A/ B.Ed	353/-	628/-		
				9	M.A./ M.Sc.	196/-	470/-		
				10	Medical/ Engg.	314/-, 477/-	588/-, 745/-		

8	02- Scholarship to Post Metric students for SCs.	The Scheduled Castes and Scheduled Tribe students studying at Post Matriculation and Post Secondary stage are entitled to get the scholarship to complete their education. The scholarship are available for studies in India only and are awarded by the Govt. of State/ Union Territory to which the applicant actually belongs i.e. permanently settled and their parents annual income does not exceed Rs. 1,00,000/- per annum.	8,000	<p>The rate of scholarship varied from Rs. 140/- to 740/- depending upon the class and course of study which are given below:-</p> <table border="1" data-bbox="1188 548 1614 1352"> <thead> <tr> <th data-bbox="1188 548 1293 776">Course of study</th> <th data-bbox="1293 548 1415 776">Year of course</th> <th colspan="2" data-bbox="1415 548 1614 776">Monthly rate of maintenance allowance</th> </tr> <tr> <td data-bbox="1188 776 1293 954"></td> <td data-bbox="1293 776 1415 954"></td> <th data-bbox="1415 776 1520 954">Hosteller</th> <th data-bbox="1520 776 1614 954">Day scholar</th> </tr> </thead> <tbody> <tr> <td data-bbox="1188 954 1293 1279">Group - I</td> <td data-bbox="1293 954 1415 1279">For complete duration of course</td> <td data-bbox="1415 954 1520 1279">740</td> <td data-bbox="1520 954 1614 1279">330</td> </tr> <tr> <td data-bbox="1188 1279 1293 1352">Group-</td> <td data-bbox="1293 1279 1415 1352">-do-</td> <td data-bbox="1415 1279 1520 1352">510</td> <td data-bbox="1520 1279 1614 1352">330</td> </tr> </tbody> </table>	Course of study	Year of course	Monthly rate of maintenance allowance				Hosteller	Day scholar	Group - I	For complete duration of course	740	330	Group-	-do-	510	330	1450.00	466.00
Course of study	Year of course	Monthly rate of maintenance allowance																				
		Hosteller	Day scholar																			
Group - I	For complete duration of course	740	330																			
Group-	-do-	510	330																			

				II					
				Group-	-do-	355	185		
				III					
				Group-	-do-	235	140		
				IV					
9	Scholarship to Post Metric students for OBC	<p>(i) The Scholarship will be open to Indian nationals belonging to other backward classes as notified bys and Central Govt./ State Govt./ UT Admn.</p> <p>(ii) These scholarships will be given for the study of all recognized post matriculation or post secondary courses proposed in the recognized institution.</p> <p>(iii) Employed students whose income combined with the income of their parents/ guardians does not exceed Rs.</p>		The rates of scholarship varied from Rs. 90/- to 425/- depending upon the class and course of study.				540.56	

		44,500/-p.a., shall be eligible for post metric scholarship to the extent of reimbursement of all compulsorily payable non refundable fees.				
10	09-Grant to SC students studying in Medical/ Engineering Colleges	Under this scheme special grant is given to the Scheduled Cast students studying in Medical and Engineering Colleges whose parents/ guardian's income from all sources does not exceed Rs. 60,965 per annum.		@ Rs.125/- P.M. for day scholar and Rs.250/-P.M. for hosteller for 12 months.	10.00	
11	01-Promotion of education amongst educationally backward classes	Parents of Scheduled Caste students studying in 6th to 10th classes does not exceed Rs. 50,000/- per annum. Under this scheme, only those students who belong to Punjab State are covered. If a student fails he is not entitled		6 <sup>th</sup> to 8 <sup>th</sup> classes 2110.00 100.00 9 <sup>th</sup> to	10500.00	

		to the benefit of scholarship in next year in the same class.		10 <sup>th</sup> classes									
12	06-Special grant to SC girls studying in Post Metric and Post Graduate classes	Scheduled Castes girl's students belonging to Punjab and also studying in colleges/ institutions situated in Punjab and Chandigarh, are eligible to get special grant under this scheme. The income of family of all these students from all sources should not exceed Rs. 60,965/- per annum.		@ Rs. 50/- P.M. for Post –Metric and Rs. 60/- p.m for Post Graduate for 12 months.	50.00								
13	Merit cum means based scholarship to students belonging to minority communities (CSS 100% CS)	Under this scheme financial assistance is to be given to the poor and meritorious students belonging to minority communities to enable them to pursue professional and	528	The rates of scholarship are as under:- <table border="1" data-bbox="1186 1198 1612 1372"> <thead> <tr> <th>Type of fin. Assistanc</th> <th>Rate for hosteller</th> <th>Rate for Day scholar</th> </tr> </thead> <tbody> <tr> <td></td> <td></td> <td></td> </tr> </tbody> </table>	Type of fin. Assistanc	Rate for hosteller	Rate for Day scholar				700.00	149.23	
Type of fin. Assistanc	Rate for hosteller	Rate for Day scholar											

		technical courses. These scholarships are available for studies in India only and will be awarded through an Agency designated through an Agency designated by the State Government/ UT Administration for this purpose. Parents annual income does not exceed Rs. 2,50,000/- per annum.		e				
				Maintenance allowance (for 10 months)	Rs. 10000/- per annum (Rs. 1000/- p.m.)	Rs. 5000/- P.A (Rs. 500/-p.m)		
				Course Fee	Rs. 20,000/- P.A or actual whichever is less	Rs. 20,000/- P.A or actual whichever is less		
14	Post-metric scholarship scheme for students belonging to the minority communities. (CSS 100% CS)	Scholarship will be awarded to the students who have secured not less than 50% marks or equivalent grade in the previous final examination and the annual income of whose parents/		The rates of Fin. Assistance are as under:-			1250.00	56.53
				Item	Hosteller	Day Scholar		

		guardians from all sources does not exceed Rs. 2 lakh.		XI & XII	Rs. 7000/- PA	RS. 7000/- PA		
				ITI etc. /	Rs. 10000/- PA	Rs. 10000/- PA		
				Graduate/ Post-Graduate	Rs. 3000/- PA	Rs. 3000/- PA		
				XI & XIII for 10 months	Rs. 235/- PM	Rs. 140/- PM		
				Graduate/ Post-Graduate	Rs. 355/- PM.	Rs. 185/- PM		
				M. Phil and PH.D	Rs. 510/- PM	Rs. 330/- PM		

15	Free coaching and allied scheme for the candidates belonging to Minority Communities. (CSS 100% CS)	The Students should be selected bases on merit. The students must have secured percentage of marks in the qualifying examination as prescribed for the course/examination for which free coaching is being imparted under the scheme. Only students belonging to the minority communities having total family income from all sources not exceeding Rs. 2,50,000/- per annum will be eligible under the scheme.		The rate of stipend is Rs. 1500/- per month per students for outstation and Rs. 750/-pm per student for local students.	100.00	
16	Free coaching for SC and OBC students	The students should be selected based on merit. The students must have secured percentage of marks in the qualifying examination as prescribed for the course/ examination for		The rate of stipend is Rs. 1500/-per month per students for outstation and Rs. 750/- p.m per student for local students.	82.25	



		which free coaching is being imparted under the scheme. Only students belonging to the SC and OBCs having total family income from all sources not exceeding Rs. 2,00,000/- per annum will be eligible under the scheme.				
17	07 Coaching in Stenography	Candidates who full fill the following conditions, are selected on merit basis by the Selection Committee:- (i) Metric 2nd Division or equivalent in any discipline from recognized Schools/ institutions (ii) Candidates belonging to Scheduled Caste Community.	200	The rate of stipend is Rs. 250/- P.M. per trainee. The scheme is being implemented through the Language Deptt. Punjab. Duration of course is one year i.e. from August to July in a year. No. of seats are 230 (15 in each district and 20 seats at Chandigarh centre)	6.90	0.96

**Annexure–H****Special Coaching classes for Up-gradation of Academic Competence for SC Students of Punjab****Introduction**

To Promote academic qualitiveness among the students belonging to the Scheduled Caste community in the State of Punjab, formulation of a special scheme targetting the students is the need of the hour.

**Identification of Students**

There are 141 blocks in the State. In each Block, a group of 120 students would be selected from the 9<sup>th</sup> class purely on merit basis. The selected group be impact merit classes in three groups comprising of 40 students in each group. All the three groups be divided for merit class in these prominent schools having enough and sufficient infrastructure of the blocks. The classes will be organised on 3 hour basis five days a week. As the selection of students will be based on merit from all the Govt. schools in the block, similarly the teacher's selection will also be purely on merit.

**Honorarium to Teachers**

The teachers will have to work extra time for the purpose. As such, a provision of honorarium has to made under the scheme. A provision of 10 percent of the Basic pay of the teacher should be the honorarium to be paid to the identified teacher.

**Medical and Non-Medical Stream**

The students will be taught basic subjects such as Physics, Chemistry, Mathematics, English, Biology, Commerce (two subjects) etc. so that they may become eligible for entrance tests for the various Engineering, Medical courses as also other competitive examinations. The number of students will be five times the number of seats available to the SC students in the Medical, Para Medical and Engineering Colleges in the State of Punjab.

**Competition at the State Level**

From Block level, the students will compete at the District level position. The First, Second and Third position holder in the Block and District level will also be awarded cash awards @ of Rs.2000, Rs.1000 and Rs.500 and Rs.3000, Rs.2000 and Rs.1000 respectively. Similarly, at the State level, the award amount for the students holding Ist, IInd & IIIrd position will be Rs.5000, Rs.3000

## Annexure to Chapter 4 Recommendations on Social Security and Welfare Programs

and Rs.2000. At the State level, the next 10 students in the order of merit will be awarded appreciation cash awards @ of Rs.1000 each.

### **Provision of Funds for Magazines**

Since all the students (120 each from the Block) will compete among themselves, a provision of Rs.1000/- per school will be made for the purchase of weekly & monthly magazines concerning the competitive and general awareness fields. The concerned teacher will devise the selection of study material. The students will be prepared simultaneously for the Board exams as well as the entrance exams for the Medical and Engineering streams in the State.

### **Competition/Excellence**

Such a scheme of merit classes for the Sc students in the State will not only promote confidence and competence among the students of the community but will also enable them to compete for the entrance exams with other general category students in the State on some sort of level-playing field.

### **Financial Liability**

To implement the scheme, it would require to provide funds for Teacher's honorarium, material and Academic performance awards for the students. The scheme is proposed to be funded out of Special Central Assistance (SCA) funds of Govt. of India.

Table 4

**Regular Human Resource Deployment in Police Stations  
(Including PHGs and SPOs)**

DISTRICTS	POLICE STATIONS	STAFF IN POLICE STATIONS	STAFF PER POLICE STATION	POPULATION AFTER 1 POLICE OFFICER OF POLICE STATION	MID YEAR PROJECTED POPULATION 2009
AMRITSAR	20	2760	138	937	2585571
BARNALA	7	328	47	1860	609964
BATHINDA	16	768	48	1802	1383862
FARIDKOT	6	486	81	1335	648774
FATEHGARH SAHIB	7	402	57	1545	621030
FEROZPUR	18	1682	93	1218	2048164
GURDASPUR	27	3124	116	786	2454240
HOSHIARPUR	15	1543	103	1073	1656193
JALANDHAR	24	1286	54	1770	2276713
KAPURTHALA	11	611	56	1409	860841
LUDHIANA	34	1980	58	1853	3668160
MANSA	10	461	46	1744	804119
MOGA	12	429	36	2351	1008536
MUKTSAR	8	325	41	2772	900880
PATIALA	15	1648	110	1175	1936108
ROPAR	7	442	63	1686	745153
SANGRUR	17	1074	63	1588	1705443
SAS NAGAR	8	546	68	1516	827475
SBS NAGAR	9	292	32	2192	640052
TARN TARAN	13	1305	100	863	1125682
<b>Punjab</b>	<b>284</b>	<b>21492</b>	<b>76</b>	<b>1326</b>	<b>28506960</b>

POLICE DISTRICTS ARE MERGED WITH ADMINISTRATIVE DISTRICT

SOURCE: POLICE STATIONS NUMBER FROM PUNJAB

POLICE

SOURCE: POPULATION FROM STATISTICAL ABSTRACT OF PUNJAB 2008

**Table - 11**  
**Efficiency and Disposal**

<b>Disposal and Pendency of Cases 2007</b>	<b>CAW</b>	<b>CAC</b>	<b>CASC</b>
Total number of cases for investigation including pending cases from last year	3938	756	305
Cases withdrawn by government	0	0	0
Investigation refused	0	1	1
Charge found false/mistake of fact or law, etc.	311	72	51
Final report true submitted	343	67	22
Charge-sheets were submitted	1624	315	90
Number of cases pending investigation	1660	301	141
Pendency Percentage	42.2	39.8	46.2
Disposal Rate	57.8	60.2	53.8
CAW Crime Against Women. CAC Crime Against Children. CASC Crime Against Scheduled Castes			
Source: Punjab Police Headquarters, Chandigarh			

**Table – 12**  
**Target Disposal Rates to be Achieved in Next Five Years (Specific Population)**

<b>Disposal Rate</b>	<b>CAW</b>	<b>CAC</b>	<b>CASC</b>
2007	57.80	60.20	53.80
2008	61.24	63.16	58.04
2009	64.68	66.12	62.28
2010	68.12	69.08	66.52
2011	71.56	72.04	70.76
2012	75.00	75.00	75.00
Source: Five-Year Strategic Plan for Policing in Punjab, Punjab Police Headquarters, Chandigarh			

Note: Based on Linear Interpolation Method

Table 13

<b>DEPLOYMENT ON PERSONAL SECURITY</b>	
PAP	3366
IRB	778
CDO	570
<b>DISTRICT POLICE</b>	<b>2908</b>
CRPF	316
<b>TOTAL</b>	<b>7938</b>
<b>PROTECTEES</b>	
HON'ABLE MINISTERS, MPs MLAs	131
Z+, Z, Y & X	26
CIVIL OFFICERS	283
JUDICIAL OFFICERS	398
THREATENED PERSONS	722
SERVING / RETIRED POLICE OFFICERS	669
<b>TOTAL</b>	<b>2229</b>
<b>SECURITY DEPLOYMENT ON ECONOMIC TARGETS</b>	
BANKS (172 NOS.)	1250 PERSONNEL
OTHER ECONOMIC TARGETS LIKE RAILWAY BRIDGES, POWERLINES, GRID STATION, ETC.	2837 PERSONNEL

Table 14

## Detail of the Road Accident Report District wise in Punjab 01/01/2002 to 30/09/09

		2002-2009	District wise	
Sr No.	Name of the District	Total Accident	% Age Contribution	Quartile Ranges
1	Patiala	5310	13.94	Highest Quartile Range
2	Ludhiana	3808	10.00	
3	Ropar	3639	9.55	
4	Jalandhar	2951	7.75	
5	Hoshiarpur	2120	5.56	
6	Sangrur	1808	4.75	
7	Bathinda	1630	4.28	Upper middle quartile range
8	Fatehgarh Sahib	1595	4.19	
9	Khanna	1500	3.94	
10	Kapurthala	1495	3.92	
11	Ferozepur	1421	3.73	
12	Gurdaspur	1359	3.57	Lower middle quartile range
13	Amritsar	1146	3.01	
14	Nawanshahar	1041	2.73	
15	Moga	1016	2.67	
16	Majitha	913	2.40	
17	Jagraon	875	2.30	
18	Tarntaran	872	2.29	Lower quartile range
19	Batala	782	2.05	
20	Barnala	752	1.97	
21	Faridkot	717	1.88	
22	Mansa	695	1.82	
23	Mukatsar	652	1.71	
	<b>Total</b>	<b>38097</b>	100.00	

Note: For Homogeneity Mohali has been merged into Ropar

Table 15  
Detail of the Accidental Casualties District wise in Punjab 01/01/2002 to 30/09/09

		2002-2009	District wise	
Sr No.	Name of the District	Total Persons Killed	% Age Contribution	Quartile Ranges
1	Patiala	2543	11.05	Highest Quartile Range
2	Ropar	1962	8.52	
3	Jalandhar	1961	8.52	
4	Ludhiana	1930	8.38	
5	Hoshiarpur	1511	6.56	
6	Gurdaspur	1140	4.95	Upper middle quartile range
7	Sangrur	1139	4.95	
8	Fatehgarh Sahib	1039	4.51	
9	Khanna	1010	4.39	
10	Bathinda	905	3.93	
11	Ferozepur	897	3.90	Lower middle quartile range
12	Kapurthala	792	3.44	
13	Amritsar	752	3.27	
14	Nawanshahar	729	3.17	
15	Majitha	706	3.07	
16	Moga	661	2.87	Lower quartile range
17	Tarntaran	645	2.80	
18	Jagraon	600	2.61	
19	Mukatsar	445	1.93	
20	Barnala	445	1.93	
21	Batala	417	1.81	Lower quartile range
22	Mansa	402	1.75	
23	Faridkot	390	1.69	
	<b>Total</b>	23021	100.00	

Note: For Homogeneity Mohali has been merged into Ropar



Table 1

## Major E-Governance Initiatives in India

State	Projects and Services Provided	Model	Status
Andhra Pradesh	<b>e-Seva:</b> <ul style="list-style-type: none"> <li>• Utility/tax payments</li> <li>• Payments of electricity, water and telephone bills</li> <li>• Issuance of certificates, licenses &amp; receipt of passport applications</li> <li>• Bus, Train, Airline tickets</li> <li>• E-Payment on internet</li> </ul>	<b>PPP</b>	39 e-seva centers are established all over the state and provide 160 services.
	<b>CARD (Computer aided Administration of Registration Department):</b> <ul style="list-style-type: none"> <li>• Market Value Assistance</li> <li>• Registration of deeds</li> <li>• Encumbrance Certificates and Certificate Copies (Documents Registered through CARD)</li> </ul>	<b>PPP</b>	80% of land registration transactions in Andhra Pradesh were carried out electronically. Project has simplified the registration process of land record.
	<b>E-Procurement:</b> Doing Procurement, tendering, selling and Auctions activities electronically on the internet with vendors/ suppliers such as: <ul style="list-style-type: none"> <li>• Online indents and Demand aggregation</li> <li>• Online Expression of Interest</li> <li>• Online Bid Submission Online status publishing</li> <li>• Online release of purchase order/</li> </ul>	<b>PPP</b>	Project has many advantages such as: <ul style="list-style-type: none"> <li>• Paperless</li> <li>• Time reduction.</li> <li>• Automatic Work Flows</li> <li>• Transparent</li> <li>• Single stop</li> </ul>

	letter of award.		shop <ul style="list-style-type: none"> <li>• Cost reduction</li> </ul>
	<b>CFST (Citizen Friendly Services of Transport Department):</b> <ul style="list-style-type: none"> <li>• Learning Licenses</li> <li>• Driving Licenses</li> <li>• Vehicle Registrations</li> <li>• Integrated with e-Seva Centers for collection of taxes.</li> </ul>	<b>PPP</b>	Established in all 38 offices with 400 counters across the state.
	<b>AP Online:</b> <ul style="list-style-type: none"> <li>• Information about 200 departments is available</li> <li>• Provide all informational and transactional services to citizens through the official portal of Govt. of Andhra Pradesh (GoAP)</li> </ul>	<b>Govt of Andhra Pradesh &amp; Tata Consultancy Services</b>	Web portal of Government of Andhra Pradesh functional at the State Headquarters.
Karnataka	<b>Bhoomi:</b> <ul style="list-style-type: none"> <li>• Land record documents to public on demand</li> <li>• Easy and quick access of land records</li> </ul>	<b>PPP</b>	Providing services to more than 70 lakh farmers
	<b>Nemmadi:</b> <ul style="list-style-type: none"> <li>• Payments of electricity, water and telephone bills</li> <li>• Issuance of certificates, passport and licenses</li> <li>• Bus, Train, Airline tickets</li> </ul>	<b>PPP</b>	Single window system for all government services at the village level, Uniform service charge of Rs 15 for every service

	<ul style="list-style-type: none"> <li>E-Payment on internet.</li> </ul>		
	<b>Krishi Marata Vahini:</b> <ul style="list-style-type: none"> <li>Online Agricultural Commodities price Information</li> <li>Provide market wise price information</li> </ul>	<b>PPP</b>	The project providing information to farmers about market price.
	<b>Raita Mitra:</b> Information and on a daily basis to farmers for better cultivation.	<b>Govt.</b>	745 centers across the state provide free of cost information about cultivation.
<b>Gujarat</b>	<b>(SWAGAT) State Wide Attention on Public Grievances by Application of Technology:</b> <ul style="list-style-type: none"> <li>Resolving public grievances in a time bound manner</li> <li>Enhancing public satisfaction through efficient grievance redressal and by ensuring accountability as well as transparency</li> </ul>	<b>Govt.</b>	
	<b>e-Dhara:</b> <ul style="list-style-type: none"> <li>To convert physical Village Land Records into Electronic records.</li> <li>To automate maintenance and updation of Village Land Records in a secure manner.</li> <li>accessing and updating of Land Records in a scalable manner</li> <li>To charge user fee for self sustainable structure</li> </ul>	<b>Govt.</b>	e-Dhara Kendras(e-DK) have been setup at Taluka Mamlatdar offices to take up day to day activities of land records such as mutations and issue of Record of Rights (RoR).

	<p><b>(IWDMS) Integrated Workflow &amp; Document Management System:</b></p> <ul style="list-style-type: none"> <li>▪ Core Applications</li> <li>▪ Common Applications</li> <li>▪ Departmental Applications (300+)</li> <li>▪ Knowledge Management System</li> <li>▪ File Management System</li> <li>▪ Workflow &amp; Organization Model</li> <li>▪ Security &amp; Access Controls</li> <li>▪ Dashboard</li> <li>▪ MIS</li> </ul>	<p><b>Govt.</b></p>	<p>(IWDMS) is implemented across the Government Secretariat, which ensures standardization of application and database.</p>
	<p><b>(HMIS) Hospital Management Information System:</b></p> <ul style="list-style-type: none"> <li>• Registration</li> <li>• Wards</li> <li>• Pharmacy</li> <li>• Billing</li> <li>• Patient Education</li> <li>• Information Kiosk</li> <li>• Nursing Care</li> </ul>	<p><b>Govt</b></p>	<p>help the administrators to have better monitoring and control of the functioning of hospitals across the state</p>
	<p><b>e-GRAM:</b></p> <ul style="list-style-type: none"> <li>• Birth Certificate</li> <li>• Death Certificate</li> <li>• Document for Caste Certificate</li> </ul>	<p><b>PPP/Govt specially PRIs</b></p>	<p>Currently all 13,693 Village Panchayats have been equipped with computers.</p>

	<ul style="list-style-type: none"> <li>Income Certificate</li> <li>Tax Collection Receipts</li> <li>Application Forms of various development Schemes</li> </ul> <p>Rural people of Gujarat are also getting B2C services as follows:</p> <ul style="list-style-type: none"> <li>e-Ticketing of Railways, Airlines</li> <li>Utility Bill payments (Electricity, Telephone, Mobile etc)</li> <li>Licenses, permits, NOC, Insurance selling</li> <li>Telemedicine</li> <li>Market linkages for Agriculture Commodities</li> </ul>		
	<p><b>eCity</b> (City Civic Centers)</p> <ul style="list-style-type: none"> <li>Payments of electricity, water and telephone bills</li> <li>Issuance of certificates, passport and licenses</li> <li>Bus, Train, Airline tickets</li> <li>E-Payment on internet</li> </ul>	<b>PPP</b>	
<b>Madhya Pradesh</b>	<p><b>Gyandoot</b></p> <ul style="list-style-type: none"> <li>Certificates for Income, Domicile, Caste, etc.</li> <li>Information of land records</li> <li>Information on current rate of records at local and other auction centres</li> <li>Information on government</li> </ul>	<b>PPP</b>	<ul style="list-style-type: none"> <li>Information kiosks called <i>soochanalayas</i> managed by rural educated youth having matriculation and training in computers</li> <li>Initially computers were</li> </ul>

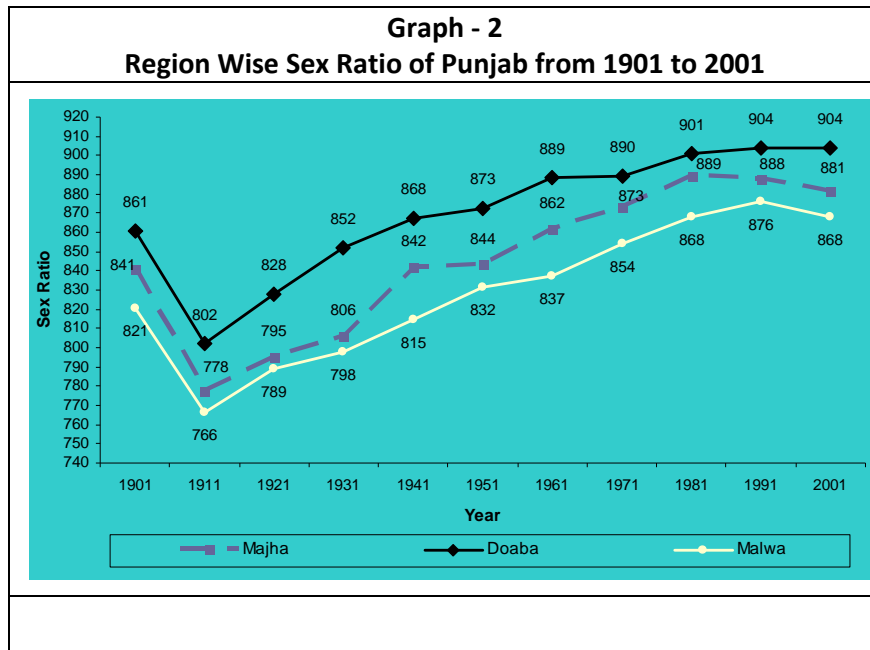
	<p>development programmes and grants on various development projects</p> <ul style="list-style-type: none"> <li>• Information regarding families below poverty line (BPL)</li> <li>• Photostat, STD, PCO facilities, matrimonial advertisements and horoscope services</li> <li>• Public grievance redressal regarding poor quality of seeds/fertilizers, drinking water, functioning or non-functioning of schools or Panchayats, village committees, etc.</li> <li>• Auction facilities for land machinery and other durable commodities</li> </ul>		<p>installed in 20 panchayat centres and connected to District Rural Development Agency in Dhar town</p> <ul style="list-style-type: none"> <li>• Later, 15 more <i>soochanalayas</i> were opened as private enterprise.</li> </ul>
Chandigarh	<p><b>e-Sampark Centres:</b></p> <ul style="list-style-type: none"> <li>• Payment of taxes</li> <li>• VAT/CST Collection</li> <li>• Issue of Bus Passes</li> <li>• Issue of Senior Citizen Card</li> <li>• Issue of Disability Identity Card</li> <li>• Disbursement of pension for old age persons, widows and disabled persons</li> <li>• Payment of Electricity Bill</li> <li>• Booking of Tubewell for irrigation in Rural Area</li> <li>• Issue of Birth &amp; Death Certificates</li> <li>• Payment of Water &amp; Sewerage Bills</li> <li>• Open Space bookings</li> <li>• Community Hall Bookings</li> <li>• School Fee Collection of 20 GMSS</li> </ul>	PPP	<ul style="list-style-type: none"> <li>▪ Currently, ten E-Sampark Centres are functional spread over entire city of Chandigarh. These are multi-services single window system providing integrated, efficient and quick services to the urban population.</li> <li>▪ For rural areas, thirteen e-Gram Sampark Centres are operational across all the</li> </ul>

	<p>Schools</p> <ul style="list-style-type: none"> <li>• Doctor's Appointment for patients to GMSH &amp; GMCH</li> <li>• Tenant Registration</li> <li>• Domestic Servants Registration</li> <li>• General, Sticker and Postal Challan</li> <li>• Sale of Stamp Papers</li> <li>• Sale of Stamps and Special Adhesive Stamps</li> <li>• Chandigarh Housing Board - Sale &amp; Receipt of Forms</li> <li>• All deposits for dwelling Units of CHB</li> <li>• Passport Application Submission</li> <li>• Telephone Bill Payment - <ul style="list-style-type: none"> <li>• BSNL - WLL, Landline</li> <li>• HFCL- Connect</li> <li>• Airtel - Mobile</li> <li>• Airtel – Landline</li> <li>• Spice - Mobile</li> </ul> </li> </ul>		<p>villages of Union Territory of Chandigarh.</p>
	<p><b>Suwidha Centres:</b></p> <p>Twenty Four Services are being provided at the district level, which are as follows:</p> <ul style="list-style-type: none"> <li>• Arm Licenses Related Services</li> <li>• Services to Pensioners</li> <li>• Countersigning of documents</li> <li>• Character Verification</li> <li>• Issuances of Bus Passes</li> </ul>	<p><b>Govt./ Service Charges</b></p>	<ul style="list-style-type: none"> <li>▪ The implementation is uneven across the State</li> </ul>

<p><b>Punjab</b></p>	<ul style="list-style-type: none"> <li>• Issuance of Dependent Certificate</li> <li>• Issuance of Unmarried Certificate</li> <li>• Issuance of Licenses</li> <li>• Endorsement of Special Power of Attorney / General Power of Attorney</li> <li>• Issuance of Nationality Certificate</li> <li>• Issuance of Copy of a Document/Inspection of Records and Miscellaneous Services</li> <li>• Issuance of Marriage Certificate</li> <li>• Issuance of ID Card</li> <li>• Appointment of Nambardar</li> <li>• Driving License Related Services</li> <li>• Registration of Vehicle Related Services</li> <li>• Issuance of Birth Certificate</li> <li>• Issuance of Death Certificate</li> <li>• Issuance of Affidavits</li> <li>• Issuance of Permissions</li> <li>• Issuance of Indemnity Bonds</li> <li>• Issuance of Surety Bonds</li> <li>• Submission of Passport Applications</li> <li>• Issuance of No Objection Certificates</li> </ul> <p>Twelve services have been identified for delivery at the Sub-Divisional Suwidha Centres, which are as follows:</p> <ul style="list-style-type: none"> <li>• Endorsement of SPA/GPA</li> <li>• Issuance of Copy of a</li> </ul>		
----------------------	---------------------------------------------------------------------------------------------------------------------------------------------------------------------------------------------------------------------------------------------------------------------------------------------------------------------------------------------------------------------------------------------------------------------------------------------------------------------------------------------------------------------------------------------------------------------------------------------------------------------------------------------------------------------------------------------------------------------------------------------------------------------------------------------------------------------------------------------------------------------------------------------------------------------------------------------------------------------------------------------------------------------------------------------------------------------------------------------------------------------------------------------------------------------------------	--	--



	<p>Document/Inspection of Record &amp; Misc. Services</p> <ul style="list-style-type: none"><li>• Issuance of Marriage Certificate</li><li>• Driving License Related Services</li><li>• Registration of Vehicle Related Services</li><li>• Issuance of Birth Certificate</li><li>• Issuance of Death Certificate</li><li>• Issuance of Affidavits</li><li>• Issuance of Permissions</li><li>• Issuance of Indemnity Bonds</li><li>• Issuance of Surety Bonds</li><li>• Issuance of No Objection Certificates</li></ul>		
--	------------------------------------------------------------------------------------------------------------------------------------------------------------------------------------------------------------------------------------------------------------------------------------------------------------------------------------------------------------------------------------------------------------------------------------------------------------------------------------------------------------------------	--	--



<b>Year</b>	<b>Eve-teasing</b>	<b>Molestation</b>	<b>Rape</b>	<b>Dowry Harrassment</b>	<b>Dowry Death</b>
1966	-	49	26	-	2
1971	-	72	22	1	4
1976	-	108	46	2	10
1981	-	120	74	11	32
1982	-	119	44	5	43
1983	-	96	60	9	40
1984	-	81	54	6	51
1985	-	114	83	9	45
1986	-	78	60	15	36
1987	-	67	44	17	58
1988	-	59	51	28	51
1989	-	84	78	57	60
1990	-	94	77	65	84
1991	-	7	34	11	51
1992	2	18	43	18	104
1993	0	14	57	17	95
1994	3	38	83	59	100
1995	2	52	69	91	139
1996	2	92	148	201	164
1997	3	128	161	220	182
1998	10	108	186	384	212
1999	6	160	256	568	169
2000	12	167	229	655	135
2001	126	373	248	1110	154
2002	137	313	137	272	196
2003	209	365	209	349	146
2004	58	261	58	352	163
2005	40	297	40	378	153

Source : Punjab Police

